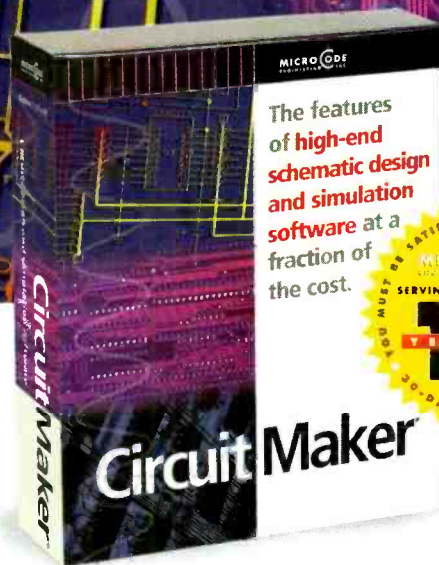


High-end features. Low-end price.



\$299

CircuitMaker 6:
Schematic design
and simulation
software



\$299

TraxMaker 3:
Printed circuit
board layout
software

CircuitMaker Version 6 and TraxMaker Version 3 give you the features of professional, high-end software at a fraction of the cost. Plus, with exceptional ease-of-use you'll spend less time learning to use the software and more time designing. Both applications are compatible with your existing software, and feature outstanding technical support. Call now for your free functional demo.

CircuitMaker 6 is a powerful schematic design and simulation program featuring:

- Professional schematic features including printout borders, title block and barred pin names
- Symbol editor and Macro feature for custom devices
- Fast, accurate SPICE3f5/XSPICE-based simulation
- Complete array of analysis types, including Fourier, AC, DC, Parameter sweep, Transient and more
- Virtual instruments including a digital oscilloscope, multimeter, Bode plotter, curve tracer and more
- Extensive library of over 4,000 models
- Tight integration with TraxMaker® for quick PCB layout
- Output PCB netlists in Protel®, Tango® and TraxMaker® formats for use in a variety of PCB layout programs
- Windows 3.1, 95 and NT

TraxMaker 3 is a powerful printed circuit board layout program featuring:

- Over 2,000 component footprints in a fully-documented, indexed library. Documentation shows footprints actual size
- Built-in autorouter and Design Rules Check
- Supports up to 6 signal layers plus power and ground planes, silk screen overlays and solder and paste masks
- Board sizes up to 32" x 32", with no pin limitations
- Intelligent manual routing with unrout capabilities
- Import any PCB netlist in CircuitMaker®, Protel® or Tango® format
- Output RS274X Gerber files, Excellon N/C drill files and Bill of Materials
- Print to any Windows-compatible printer or plotter
- Windows 3.1, 95 and NT

MICROCODE ENGINEERING INC For free demo software, or to order, call **1-800-419-4242**
927 West Center Street • Orem, UT 84057 • Phone (801) 226-4470 • Fax (801) 226-6532 • www.microcode.com

©1998 MicroCode Engineering, Inc. All rights reserved. CircuitMaker, TraxMaker, SimCode and MicroCode are registered trademarks of MicroCode Engineering, Inc. All other brand and product names are trademarks or registered trademarks of their respective companies.
CIRCLE 133 ON FREE INFORMATION CARD

CONTENTS

APRIL 1999

ON THE COVER

29 Learn to Relax With A Brainwave Synchronizer

Have you ever been mesmerized by a candle or a fireplace flame? Maybe you've felt either somewhat nauseous or very distracted by flashing lights. Those effects and others come from the tendency of your brain to "synchronize" with the input presented to it. That property is also the key behind this month's cover story. It uses flashing LEDs to nudge the brain, and your body, into a state of rest. — *James Melton*



DEPARTMENTS

8 EQUIPMENT REPORT

Soundsmith Corporation CDT-4 Automated CD-Player Tester.

10 SERVICE CLINIC

Troubleshooting HOT problems. — *Sam Goldwasser*

26 COMPUTER CONNECTIONS

Pentium Busters? — *Konstantinos Karagiannis*

51 TECH MUSINGS

Underwater arc absurdities, character generators for video, and more. — *Don Lancaster*

AND MORE

2 EDITORIAL

3 Q&A

7 LETTERS

15 NEW PRODUCTS

20 NEW LITERATURE

BUILD THIS

34 Build A Step Attenuator

If you build or experiment with RF circuits, a step attenuator can be a very valuable workbench accessory. — *John Pivnichny*

TECHNOLOGY

22 PROTOTYPE

Urban GPS, recycling NiCd batteries, micro-drilling technology, and more.

38 SIFTING SIGNALS FROM NOISE

It is incredibly hard to do when working with very weak signals, like those from deep-space probes. — *Tom Napier*

42 "QUANTRISTADOR" CONQUERS QUANTUM COMPUTING

A new type of transistor that works ten-times faster than anything currently available. — *Douglas Page*

44 THE EC909-12 ANALOG MICROPROCESSOR

Could this "brilliant" technology render the digital microprocessor obsolete? — *Ken Kemski*

48 SPY SATELLITE PHOTOGRAPHY ON THE WEB

See your town, block, or even your house through the eyes of a Russian spy satellite. — *Bill Siuru*

90 ADVERTISING INDEX

90 ADVERTISING SALES OFFICE

As a service to readers, ELECTRONICS NOW publishes available plans or information relating to newsworthy products, techniques and scientific and technological developments. Because of possible variances in the quality and condition of materials and workmanship used by readers, ELECTRONICS NOW disclaims any responsibility for the sale and proper functioning of reader-built projects based upon or from plans or information published in this magazine.

Since some of the equipment and circuitry in ELECTRONICS NOW may relate to or be covered by U.S. patents, ELECTRONICS NOW disclaims any liability for the infringement of such patents by the making, using, or selling of any such equipment or circuitry, and suggests that anyone interested in such projects consult a patent attorney.

ELECTRONICS NOW, (ISSN 1067-9294) April 1999. Published monthly by Gernsback Publications, Inc., 500 Bi-County Boulevard, Farmingdale, NY 11735-3931. Periodicals Postage paid at Farmingdale, NY and additional mailing offices. Canada Post IPM Agreement No. 334103, authorized at Mississauga, Canada. One-year subscription rate U.S.A. and possessions \$24.99, Canada \$33.15 (includes G.S.T. Canadian Goods and Services Tax, Registration No. R125166280), all other countries \$33.99. All subscription orders payable in U.S.A. funds only, via international postal money order or check drawn on a U.S.A. bank. Single copies \$4.99. © 1999 by Gernsback Publications, Inc. All rights reserved. Printed in U.S.A.

POSTMASTER: Please send address changes to ELECTRONICS NOW, Subscription Dept., Box 55115, Boulder, CO 80328-5115.

A stamped self-address envelope must accompany all submitted manuscripts and/or artwork or photographs if their return is desired should they be rejected. We disclaim any responsibility for the loss or damage of manuscripts and/or artwork or photographs while in our possession or otherwise.

Hugo Gernsback (1884-1967) founder

LARRY STECKLER, EHF, GET
Editor in chief and publisher
ADRIA COREN, Vice President
KEN COREN, Vice President

EDITORIAL DEPARTMENT

CARL LARON, editor
JOSEPH J. SUDA, technical editor
EVELYN ROSE, assistant editor
MICHAEL A. COVINGTON, N4TMI
contributing editor
SAM GOLDWASSER, service editor
KONSTANTINOS KARAGIANNIS
computer editor
FRANKLIN J. MILLER, audio editor
DON LANCASTER, contributing editor
JANINE ABITABILE, editorial assistant

ART DEPARTMENT

ANDRE DUZANT, art director
RUSSELL C. TRUDELSON, illustrator

PRODUCTION DEPARTMENT

KEN COREN
director of desktop production
RUBY M. YEE, production director
KATHRYN R. CAMPBELL
production assistant

CIRCULATION DEPARTMENT

THERESA LOMBARDO
circulation director
GINA GALLO
circulation assistant

REPRINT DEPARTMENT

CHRISTINA M. ESTRADA
reprint bookstore

Typography by Mates Graphics

Electronics Now is indexed in Applied Science & Technology Index, Readers Guide to Periodical Literature, Academic Abstracts, and Magazine Article Summaries. Microfilm & microfiche editions are available. Contact reprint bookstore for details.

Advertising Sales Offices listed on page 90.

Electronics Now Executive and Administrative Offices
1-516-293-3000
Subscriber Customer Service
1-800-288-0652
Order Entry for New Subscribers
1-800-999-7139

VISIT US ON THE INTERNET AT
www.gernsback.com

EDITORIAL

Buyer Beware

Just over a year ago (March 1998), my Editorial addressed the confusion surrounding the scheduled move from analog to digital TV. Well a year has passed and a lot of that confusion is still with us. What's worse, there's now yet another uncertainty that might make you think twice about running out and buying one of those so-called HDTV-ready sets.

Here's the rub: To view digital HDTV signals on an HDTV-ready set you need a set-top HDTV converter box. You also need a way to get the signals from the box to the set. You could, of course, just run an RGB, S-video, or composite video cable between the two devices. Unfortunately, since those are all analog formats, the signal quality would not be as high as with a purely digital link.

So why not just use a direct digital link? Well, you can't; your new \$10,000+ HDTV-ready set does not have one. That's because that part of the DTV specification is still in flux.

You see, while there is a technical specification based on the IEEE 1394 interface, negotiations are still "on-going" regarding the copy protection part of the standard. Hollywood, it seems, is worried that without a copy-protection scheme in place on an HDTV digital interface, it would be possible for someone to use the digital connection to pirate high-quality copies of HD transmissions. Without getting assurance that their rights are being adequately protected, Hollywood is unlikely to release anything of value to HDTV broadcasters if sets with digital interfaces are on the market.

Everyone expects this to be eventually resolved, and industry sources say that HDTV-ready sets and set-top boxes with copy-protected digital interfaces should be on the market in late 1999 or early 2000. Of course, if you just bought an HDTV-ready set, that does not do you a whole lot of good.



Carl Laron
Editor



Q & A

READERS' QUESTIONS, EDITORS' ANSWERS
CONDUCTED BY MICHAEL A. COVINGTON, N4TM1

Cable Simulator

Q I am a technician for a telecommunications repair facility, and my test bench is in need of two cable simulators. These units simulate from 1000 to 30,000 feet of cable. Lack of availability or prohibitive price has kept my employer from purchasing this test equipment. In desperation, I'm considering building it. I understand there is more to this than simply line resistance, and any information you can share is greatly appreciated. — R. M., via e-mail

A We can offer an educated guess, but no specific plans. Basically, the electrical equivalent of a long cable is the circuit shown in Fig. 1, where R, C, and L depend on the kind of cable you're simulating. For example, standard RG-6 cable has a capacitance of 18.6 pF per foot and a characteristic impedance of 75 ohms. From the capacitance and impedance we can calculate the inductance per foot, using the formula

$$L = Z^2C$$

which gives about 0.1-microhenry-per-foot. Accordingly, a simulator for a 1000-foot section will have a 100-microhenry inductor (here shown split into two 50-microhenry coils), an 0.02-microfarad capacitor (0.0186 if you can find it), and a resistance that you can determine by experimenting with a real cable (the resistance of the inductor may be enough). Multiply those values by 30 to simulate a 30,000-foot section.

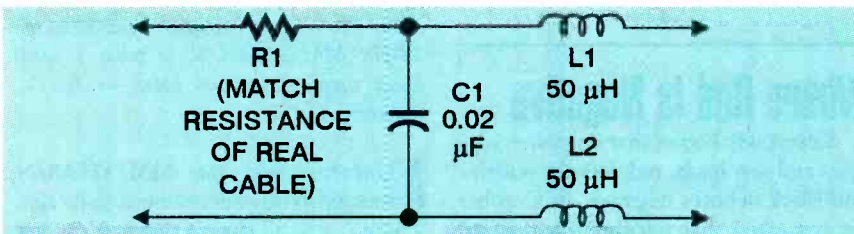


FIG. 1—THIS SCHEMATIC IS A ROUGH electrical equivalent of 1000 feet of RG-6 cable. Note that this model is not accurate at higher frequencies.

That's just the beginning. At VHF frequencies a real cable will have frequency-dependent dielectric losses that are tricky to model. Not only that, but your inductors and capacitors will succumb to high-frequency effects; the capacitor has some inductance and the inductor has some capacitance. You may need to break up your model into units considerably smaller than the equivalent of 1000 feet. In short, quite a bit of experimentation is going to be required, which is probably why this equipment is so expensive in the first place. If you're successful at building a useful instrument, do let us know.

Decoding Caller ID

Q Does Caller ID use the same protocol all over the United States? What are the baud rate, number of bits, and so forth? Where can I get some technical information on Caller ID? — J. D. V., Pelotas, Brazil

A The protocol is indeed the same nationwide and is described in some detail in **Popular Electronics**, August 1996, pp. 45-49 and 76; you can order a copy from our Reprint Bookstore. That article includes plans for a Caller-ID decoder that interfaces to a PC.

The baud rate is 1200, the modulation standard is Bell 202, and each message includes a length marker and a checksum. Special modem chips such as the Motorola MC145447 and MC14LC5447 are used to collect the

data, which is sent on the phone line between rings. In fact, a good way to learn more about Caller ID is to read the data sheet for the MC14LC5447, available on request from Motorola Literature Distribution, P.O. Box 20912, Phoenix, AZ 85036. You can download the data sheet from www.questlink.com (do a part number search for MC14LC5447). Motorola also makes an evaluation kit, the MC145460EVK, for experimenting with Caller ID decoding.

Telescope-Drive Parts Wanted

Q I have an electronic telescope-drive corrector that I damaged by applying 30 volts instead of 9 volts and frying all the semiconductors. I hope you can help me identify the parts I need. They are TTD62103P (unidentified semiconductor), PMM8713 (Sanyo IC), TC40103BP (Toshiba IC), MC14060B (Motorola IC), C1815-Y5F (transistor), and 3.15434 MHz (crystal). — T. Q., Bronx, NY

A Amateur astronomers (including this author) use telescope mounts with drive motors to track the stars as the earth rotates. During long-exposure photographs, it is necessary to make some manual corrections for three reasons: the motor's gears are not perfectly smooth, the earth's rotation period relative to the stars is not exactly 24 hours (which is what you get with readily available motors running at their rated speed), and the positions of celestial objects are shifted slightly as light is refracted by the earth's atmosphere. A drive corrector lets you run a 60-Hz motor on a frequency of your own choosing, close to 60 Hz, which you can vary moment by moment. Plans for one are in the book *Astrophotography for the Amateur*, by (who else?) Michael A. Covington (Cambridge University Press). More information on the book, including

Accredited B.S. Degree in Computers or Electronics

by studying at Home

Grantham College of Engineering
offers 3 distance education programs:

- B.S.E.T. emphasis in Electronics
- B.S.E.T. emphasis in Computers
- B.S. in Computer Science

NEW! Electronics Workbench Professional 5.0
included in our B.S.E.T. curriculums
-Approved by more than 200 Companies,
VA and Dantes, (tuition assistance avail.)

For your free catalog of our programs dial

1-800-955-2527

<http://www.grantham.edu>

GCE

Your first step
to help yourself
better your future!



Grantham College of Engineering
34641 Grantham College Road
Slidell, LA 70460-6815

EARN BSEE DEGREE

EFFECTIVE HOME STUDY PROGRAM



Highly Effective BSEE Degree Program for
Experienced Electronic Technicians. Our New
Advanced Placement Program grants Credit for
previous Schooling & Professional Experience.
Advance Rapidly! Established over 50 Years!

FREE DESCRIPTIVE LITERATURE!

COOK'S INSTITUTE OF ELECTRICAL ENGINEERING
PO BOX 20345, JACKSON, MS 39209 601-371-1351

where it can be purchased can be found on my Web site (www.mindspring.com/~covington/astro). Note that some newer drives use stepper motors and a completely different corrector circuit.

Your very first step should be to contact the manufacturer of the drive corrector, since some of the specialized ICs are going to be very hard to get anywhere else. Gone are the days where a few hundred semiconductors could replace everything you'd ever encounter; custom and semicustom ICs have become so common that electronic equipment is often almost unrepairable without the manufacturer's assistance. Many ICs are made only in small quantities and never make it to ordinary parts dealers.

Also, consider the possibility that not all the semiconductors are burned out. How does power enter the drive corrector? Does it go through a fuse or diode?

If so, see if that is the only thing that's burned out.

One bit of good news is that the 3.15434-MHz crystal is almost certainly undamaged; if you need a new one, you can get one custom-made by International Crystal Mfg. Co., 10 N. Lee Ave., Oklahoma City, OK 73102. In the meantime, to see if a new crystal would make the circuit work, substitute a 3.58-MHz crystal available at RadioShack; the oscillator will run too fast, but it will run.

The TC40103BP and MC14060B are common CMOS logic ICs more familiarly known as 40103 and 4060 respectively. Suitable replacements include CD40103B, HCF40103B, and HCC40103B and ECG4060B, NTE4060B, and CD4060B respectively. Be sure to specify whether the chips are in ordinary DIP packages or surface-mount packages. Unfortunately, the 40103 is rather hard to find; try a major distributor. We found them at Newark Electronics (75 Orville Drive, Bohemia, NY 11716-2580; Tel: 800-463-9275; Web: www.newark.com), which also has most of the other parts you need. The 74HCT40103 is *not* a substitute unless your circuit happens to be powered from 5 volts, and since you didn't mention a 5-volt regulator chip, that does not seem to be the case.

The C1815-Y5F is almost certainly a Japanese 2SC1815 transistor (they leave out the "2S"). Suitable substitutes include ECG85 and NTE85, as well as many other NPN switching transistors.

The Sanyo PMM8713 eluded us. After much searching we found Sanyo's data sheet collection at www.semicon.sanyo.co.jp/english/index-e.html, but even then we couldn't identify it. You may be able to track one down through Sanyo's distributor in Norwood, New Jersey (Tel: 201-784-0303).

The TTD62103P has us stumped, even after trying many online search engines. Can you figure out what it is from its position in the circuit? Or can a reader identify it?

Where Red Is Negative

Everybody knows that on power supplies and test leads, red denotes positive and black denotes negative. In October we remarked that telephone wires (red and green) are "the only place in all of electronics where red denotes negative."

Stan Strom and one or two other read-

ers contacted us to point out that red also marks the negative terminal of a thermocouple—some thermocouples, at least. So there are at least two contexts in which red denotes negative. Are there others?

Listening To Your Heart

There is a growing population of senior citizens like myself who would like to listen to our heartbeats. My friend was told by his doctor that he was experiencing heart fibrillation. How did the doctor know this? Because he heard a rumble in the back-ground.

If you could identify the parts for such a system, it would be greatly appreciated by many senior citizens who should not have to wait until there is a crisis before seeing a doctor. — K. R. W., Sun City Center, FL

Electronically speaking, this is a simple project—just hook up a suitable microphone element to a microphone-level amplifier such as RadioShack's 277-1008. You might try removing a microphone from its plastic case and placing the element directly on your chest or attaching a miniature earphone to the tubing of a stethoscope and using it as a microphone.

The hard part is interpreting what you hear. Remember that your doctor hears dozens of heartbeats every day, almost all of them normal, and is intimately familiar with the tone quality of his stethoscope (they make them in different lengths with different resonant frequencies). No matter what equipment you build, you won't have the doctor's trained ear. If you're worried about your health, frequent medical checkups are probably a wiser investment than instrumentation.

LED Clock Chip

A portion of my ham shack has passed away. This is a 6-digit LED 24-hour clock. The chip, a National Semiconductor 24-pin MM5375AA/N, is what I need. Local suppliers are no help. — E. D., Placentia, CA

Unfortunately, the MM5375AA/N was apparently discontinued years ago. There is a small chance that you can get one from Rochester Electronics, Inc., 10 Malcolm Hoyt Drive, Newburyport, MA 01950; Tel: 978-462-9332; Web: www.

HOW TO GET INFORMATION ABOUT ELECTRONICS

On the Internet: See our Web site at <http://www.gernsback.com> for information and files relating to our magazines (**Electronics Now** and **Popular Electronics**) and links to other useful sites.

To discuss electronics with your fellow enthusiasts, visit the newsgroups sci.electronics.repair, sci.electronics.components, sci.electronics.design, and rec.radio.amateur.homebrew. "For sale" messages are permitted only in rec.radio.swap and misc.industry.electronics.marketplace.

Many electronic component manufacturers have Web pages; see the directory at <http://www.hitex.com/chipdir/>, or try addresses such as <http://www.ti.com> and <http://www.motorola.com> (substituting any company's name or abbreviation as appropriate). Many IC data sheets can be viewed online. www.questlink.com features IC data sheets and gives you the ability to buy many of the ICs in small quantities using a credit card. You can also get detailed IC information from www.icmaster.com, which is now free of charge although it formerly required a subscription. Extensive information about how to repair consumer electronic devices and computers can be found at www.repairfaq.org

Books: Several good introductory electronics books are available at RadioShack, including one on building power supplies.

An excellent general electronics textbook is *The Art of Electronics*, by Paul Horowitz and Winfield Hill, available from the publisher (Cambridge University Press, 1-800-872-7423) or on special order through any bookstore. Its 1125 pages are full of information on how to build working circuits, with a minimum of mathematics.

Also indispensable is *The ARRL Handbook for Radio Amateurs*, comprising 1000 pages of theory, radio circuits, and ready-to-build projects, available from the American Radio Relay League, Newington, CT 06111, and from ham-radio equipment dealers.

Copies of past articles: Copies of past articles in **Electronics Now** and **Popular Electronics** (post 1994 only) are available from our Clagck, Inc., Reprint Department.

P.O. Box 4099, Farmingdale, NY 11735; Tel: 516-293-3751.

Electronics Now and many other magazines are indexed in the *Reader's Guide to Periodical Literature*, available at your public library. Copies of articles in other magazines can be obtained through your public library's interlibrary loan service; expect to pay about 30 cents a page.

Service manuals: Manuals for radios, TVs, VCRs, audio equipment, and some computers are available from Howard W. Sams & Co., Indianapolis, IN 46214 (1-800-428-7267). The free Sams catalog also lists addresses of manufacturers and parts dealers. Even if an item isn't listed in the catalog, it pays to call Sams; they may have a schematic on file which they can copy for you.

Manuals for older test equipment and ham radio gear are available from Hi Manuals, PO Box 802, Council Bluffs, IA 51502, and Manuals Plus, PO Box 549, Tooele, UT 84074.

Replacement semiconductors: Replacement transistors, ICs, and other semiconductors, marketed by Philips ECG, NTE, and Thomson (SK), are available through most parts dealers (including RadioShack on special order). The ECG, NTE, and SK lines contain a few hundred parts that substitute for many thousands of others; a directory (supplied as a large book and on diskette) tells you which one to use. NTE numbers usually match ECG; SK numbers are different.

Remember that the "2S" in a Japanese type number is usually omitted; a transistor marked D945 is actually a 2SD945.

Hamfests (swap meets) and local organizations: These can be located by writing to the American Radio Relay League, Newington, CT 06111; (<http://www.arrl.org>). A hamfest is an excellent place to pick up used test equipment, older parts, and other items at bargain prices, as well as to meet your fellow electronics enthusiasts—both amateur and professional.

many of those fuel cells would it take to power a car or motorcycle? — J. P., Rapid City, SD

A A fuel cell is a battery to which you keep adding chemicals (fuel); it converts chemical energy to electricity. Methanol, or wood alcohol, is easily made in a number of ways. It's also quite poisonous.

We suspect it would be a lot more efficient to burn the methanol in some kind of internal- or external-combustion engine, thereby converting chemical

energy into heat and motion (expansion), rather than converting it to electricity and then converting the electricity to motion.

Long-Range Cordless Phone Found

Periodically, readers ask for a way to amplify the transmitter in a cordless phone so it will work several miles from the base unit. In general, this isn't practical (or legal), because it would interfere with other cordless phones on the same frequency; if a signal reliably travels 1 mile, it will sometimes have some effect 10 or even 50 miles away. At the very least, your calls would be overheard by others.

Panasonic, however, has solved the problem. Their new "GigaRange" cordless phones operate on 2.4 GHz, where there is plenty of bandwidth, and they use spread-spectrum technology to prevent interference and protect privacy.

Roughly, spread-spectrum means that the frequency changes every few milliseconds in a predetermined pattern. This has two benefits: privacy, because if you don't know the pattern you can't follow it, and prevention of interference, because if the transmitter lands on the same frequency as something else, it won't stay there long enough to do any harm.

The claimed range is "about a country mile; city mileage may vary." More information is available on the Web at www.panasonic.com/gigarange.

Writing to Q&A

As always, we welcome your questions. The most interesting ones are answered in print. Please be sure to include plenty of background information (we'll shorten your letter for publication) and give your full name and address (we'll only print your initials). *If you are asking about a circuit, please include a complete diagram.* Due to the volume of mail, we regret that we cannot give personal replies. Please send to Q&A, **Electronics Now Magazine**, 500 Bi-County Blvd., Farmingdale, NY 11735. Questions can also be e-mailed to covington@mindspring.com but please do not expect an immediate reply (being a monthly magazine, we have to maintain a backlog) and please don't send graphics files larger than 100K. **EN**

rocelec.com; they sell discontinued National Semiconductor products. If you're really fond of the clock, another alternative is to program a microcontroller to perform the same function as the discontinued chip.

Fuel Cells

Q I read the item about the methanol-powered fuel cell in the Prototype section in the October 1998 issue of **Electronics Now**. It was intended to operate a cell phone. How

Budget Project and Computer Books

BP317—Practical Electronic Timing \$6.99. Time measurement projects are among the most constructed gadgets by hobbyists. This book provides the theory and backs it with a wide range of practical construction projects. Each project has how-it-works theory and how to check it for correct operation.

BP415—Using Netscape on the Internet \$8.99. Get with the Internet and with surfing, or browsing, the World Wide Web, and with the Netscape Navigator in particular. The book explains: The Internet and how the World Wide Web fits into the general scenario; how do you go about getting an Internet connection of your own; how to download and install the various versions of Netscape browsing software that are available; and how to use Netscape Navigator to surf the Web, and to find and maintain lists of useful sites. There's a heck of a lot more, too!

BP325—A Concise User's Guide to Windows 3.1 \$6.99. Now you can manage Microsoft's Windows with confidence. Understand what hardware specification you need to run Windows 3.1 successfully, and how to install, customize, fine-tune and optimize your system. Then you'll get into understanding the Program Manager, File Manager and Print Manager. Next follows tips on the word processor, plus how to use Paintbrush. There's more on the Cardfile database with its auto-dial feature, Windows Calendar, Terminal, Notepad, etc.

BP327—DOS: One Step at a Time \$5.99. Although you spend most of your time working with a word processor, spreadsheet or database, and are probably quite happy using its file management facilities, there will be times when you absolutely need to use DOS to carry out 'house-keeping' functions. The book starts with an overview of DOS, and later chapters cover the commands for handling disks, directories and files.

PCP119—Electronic Music and Midi Projects \$12.95. Save cash by building the MIDI gadgets you need. Want a MIDI THRU box, program change pedal, Metronome, analog echo unit, MIDI patchbay or switcher? Over 16 practical and very useful music and MIDI projects—all in this book! The projects are explained in detail with full instructions on assembly.

PCP120—Multimedia on the PC! \$14.95. What is Multimedia? What can it do for you? It can do lots of nice things! This 184-page book helps you create your own multimedia presentation. Multimedia applications by people like you can revolutionize educational and business applications as well bring more fun, fun, fun into your leisure computer activities.

BP404—How To Create Pages for the Web Using HTML \$7.99. Companies around the world, as well as PC users, are fast becoming aware of the World Wide Web as a means of publishing information over the Internet. HTML is the language used to create documents for Web browsers such as Mosaic, Net-scape and the Internet Explorer. These programs recognize this language as the method used to format the text, insert images, create hypertext and fill-in forms. HTML is easy to learn and use. This book explains the main features of the language and suggests some principles of style and design. Within a few hours, you can create a personal Home Page, research paper, company profile, questionnaire, etc., for world-wide publication on the Web.



BP377—Practical Electronic Control Projects \$7.99. Electronic control theory is presented in simple, non-mathematical terms and is illustrated by many practical projects suitable for the student or hobbyist to build. Discover how to use sensors as an input to the control system, and how to provide output to lamps, heaters, solenoids, relays and motors. Also the text reveals how to use control circuits to link input to output including signal processing, control loops, and feedback. Computer-based control is explained by practical examples.

BP411—A Practical Introduction to Surface Mount Devices \$6.99. This book takes you from the simplest possible starting point to a high level of competence in working with Surface Mount Devices (SMD's). Surface mount hobby-type construction is ideal for constructing small projects. Subjects such as PCB design, chip control, soldering techniques and specialist tools for SMD are fully explained. Some useful constructional projects are included.

BP136—25 Simple Indoor and Window Aerials \$2.99. Many people live in flats and apartments where outdoor antennas are prohibited. This does not mean you have to forgo shortwave listening, for even a 20-foot length of wire stretched out under a rug in a room can produce acceptable results. However, with experimentation and some tips, you may well be able to improve further your radio's reception. Included are 25 indoor and window antennas that are proven performers. Much information is also given on shortwave bands, antenna directivity, time zones, dimensions, etc. A must book for all amateur radio enthusiasts.

BP379—30 Simple IC Terminal Block Projects \$6.99. Here are 30 easy-to-build IC projects almost anyone can build. Requiring an IC and a few additional components, the book's 'black-box' building technique enables and encourages the constructor to progress to more advanced projects. Some of which are: timer projects, op-amp projects, counter projects, NAND-gate projects, and more.

BP401—Transistor Data Tables \$7.99. The tables in this book contain information about the package shape, pin connections and basic electrical data for each of the many thousands of transistors listed. The data includes maximum reverse voltage, forward current and power dissipation, current gain and forward transadmittance and resistance, cut-off frequency and details of applications.

ETT1—Wireless & Electrical Cyclopedia \$4.99. Step back to the 1920's with this reprinted catalog from the Electro Importing Company. Antiquity displayed on every page with items priced as low as 3 cents. Product descriptions include: Radio components, kits, motors and dynamos, Leyden jars, hot-wire meters, carbon mikes and more. The perfect gift for a radio antique collector.

BP93—Electronic Timer Projects \$2.99. This book covers many of the possible applications of timer circuits. These circuits may turn on or off at either some preset time or after an elapsed time. Some of the more complicated timer and clock circuits are made up from a number of simpler circuits that the author deals with individually. Also included are several special interest circuits such as cars windshield wiper delay unit, a darkroom timer, metronome, etc.

BP88—How To Use Op-Amps \$5.99. Written as a designer's guide covering many operational amplifiers, serving both as a source book of circuits and a reference book for design calculations. There are chapters on Meet the Operational Amplifier, Basic Circuits, Oscillators, Audio Circuits, Filters, Miscellaneous Circuits, Common Op Amps, Power Supplies and Construction Notes and Fault Finding.

BP76—Power Supply Projects \$3.99. Presents a number of power-supply designs including simple unbiased types, fixed voltage-regulated types and variable voltage stabilized designs. All are low-voltage types intended for use with semiconductor circuits. Apart from presenting a variety of designs that will satisfy most applications, the data in this book should help the reader to design his own power supplies. An essential addition to the experimenters electronics library.

Electronics Now, April 1999

ELECTRONIC TECHNOLOGY TODAY INC.
P.O. BOX 240, Massapequa, NY 11762-0240

Name _____
Address _____
City _____ State _____ Zip _____

SHIPPING CHARGES IN USA AND CANADA

\$0.01 to \$5.00.....	\$2.00
\$5.01 to \$10.00.....	\$3.00
\$10.01 to \$20.00.....	\$4.00
\$20.01 to \$30.00.....	\$5.00
\$30.01 to \$40.00.....	\$6.00
\$40.01 to \$50.00.....	\$7.00
\$50.01 and above.....	\$8.50


SORRY No orders accepted outside of USA & Canada

Total price of books.....	\$ _____	No. of Books Ordered <input type="text"/>
Shipping (see chart).....	\$ _____	
Subtotal.....	\$ _____	
Sales Tax (NYS only).....	\$ _____	
Amount Enclosed	\$ _____	

All payments must be in U.S. funds!

NW2

Allow 6-8 weeks for delivery



LETTERS

SEND YOUR COMMENTS TO THE EDITORS
OF ELECTRONICS NOW MAGAZINE

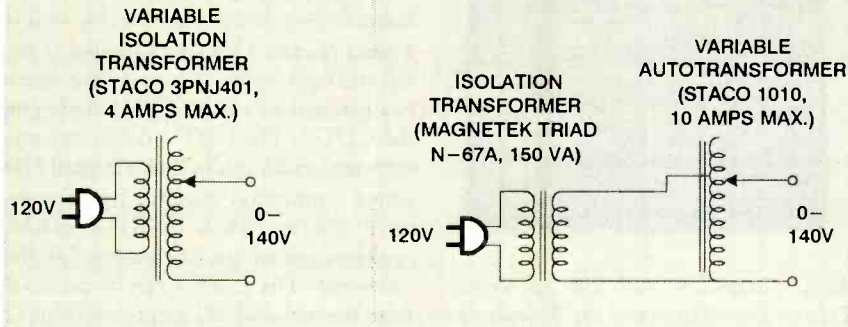


FIG. 1

McTube Clarified

I'd like to clarify a point of possible confusion concerning the schematic diagram for the "The Real McTube" (*Electronics Now*, February 1999). Although the contacts are not labeled, RY1 is drawn in the normally-closed position. Readers should note that when RY1 is off, J1 and J2 should be connected together. That condition exists when the unit is either powered off or with a footswitch plugged into J3. As long as RY1 is not grounded—activating it—the audio signal should bypass the amplifier circuit.

FRED NACHBAUER

Airport Buddy Authorship

I was surprised to see that the article "Airport Buddy" (*Electronics Now*, January 1999) used the exact circuit that I published in *Electronic Design News*

(*EDN*) magazine in September 1997. I don't mind cross-pollination of ideas. We all stand taller, because we stand on the shoulders of others, but I, personally, do my darndest to give credit where credit is due.

I would appreciate a correction in your magazine identifying me as the originator of the circuit and acknowledging that *EDN* actually published it previously.

STEVE HAGEMAN
Windsor, CA

High Pressure

I suspect that you will receive quite a few calls and letters pointing out that the atmospheric pressure is typically around 29 inches of mercury, not 39 as I typed in "Tech Musings" (*Electronics Now*, February 1999).

It was a very clear and calm day. I was on a different planet at the time.


DON LANCASTER

Half the Picture

It has come to our attention that one of the illustrations in the February 1999 installment of "Q&A" appeared incorrectly. In particular, half of Fig. 4 was inadvertently left out during the preparation of the magazine. The complete illustration appears here as Fig. 1. We are sorry for any inconvenience or confusion that might have been caused.

Editor

You can Build Gadgets! Here are 3 reasons why!




BP345—GETTING STARTED IN PRACTICAL ELECTRONICS\$6.99

If you are looking into launching an exciting hobby activity, this text provides minimum essentials for the builder and 30 easy-to-build fun projects every experimenter should toy with. Printed-circuit board designs are included to give your project a professional appearance.

BP349—PRACTICAL OPTO-ELECTRONIC PROJECTS\$6.99

If you shun opto-electronic projects for lack of knowledge, this is the book for you. A bit of introductory theory comes first and then a number of practical projects which utilize a range of opto devices, from a filament bulb to modern infrared sensors and emitters—all are easy to build.



BP363—PRACTICAL ELECTRONIC MUSIC PROJECTS\$6.99

The text contains a goodly number of practical music projects most often requested by musicians. All the projects are relatively low-in-cost to build and all use standard, readily available components that you can buy. The project categories are guitar, general music and MIDI.

Mail to:

Electronic Technology Today, Inc.
P.O. Box 240
Massapequa Park, NY 11762-0240

Shipping Charges in USA & Canada

\$0.01 to \$5.00	\$2.00	\$30.01 to \$40.00	\$6.00
\$5.01 to \$10.00	\$3.00	\$40.01 to \$50.00	\$7.00
\$10.01 to \$20.00	\$4.00	\$50.01 and above	\$8.50
\$20.01 to \$30.00	\$5.00		

Sorry, no orders accepted outside of USA and Canada. All payments must be in U.S. funds only.

Number of books ordered.

Total price of books	\$	
Shipping (see chart)	\$	
Subtotal	\$	
Sales Tax (NYS only)	\$	
Total enclosed	\$	

Name _____

Address _____

City _____ State _____ ZIP _____

Please allow 6-8 weeks for delivery.

Write To:

Letters,
Electronics Now Magazine,
500 Bi-County Blvd.,
Farmingdale, NY 11735

Due to the volume of mail we receive, not all letters can be answered personally. All letters are subject to editing for clarity and length.



EQUIPMENT REPORT

SOUNDSMITH CORP. CDT-4 AUTOMATED CD-PLAYER TESTER

This careful listener can help you test and repair CD players and CD-ROM drives.

CIRCLE 15 ON FREE INFORMATION CARD



Hooking It Up

Connecting a computer drive or home entertainment player to the unit is a piece of cake. One simply connects the left and right stereo outputs on the device being tested to a pair of RCA inputs on the CDT-4. The CDT-4 does not come with any audio cables, but a typical CD player connection requires just a common stereo RCA-to-RCA cable. Speakers should not be connected to the test setup. The CDT-4 can be powered from the included AC adapter or from 12 volts DC for automotive testing.

With both the CDT-4 and the device being tested turned on and with the test CD loaded, a simple calibration procedure is performed first. That involves playing the CD, pressing a calibrate button on the CDT-4, and adjusting a dial to illuminate LED indicators in a certain pattern—sort of like a level meter. Next, one stops the disc, presses a test button on the CDT-4, and then plays the disc through to the end—it takes just over an hour to play the 32 two-minute tracks.

As the disc plays, any errors detected are logged by the CDT-4, and an alarm will sound when the first error is detected. The alarm can be turned off if desired. Once the disc is finished playing, the error log can be scrolled through. Unfortunately, instead of providing numeric error codes, various patterns on the seven-segment displays must be deciphered using a key printed in the CD jewel box and in the instruction manual. Each error code generates a pattern on the display that indicates the channel (left or right), type of error, and which track and where in the track the error occurred. Error information can also be output through a serial port on the CDT-4 to a computer or printer.

The CDT-4's instruction manual explains what the error codes mean and also provides some tips as to what certain problems might indicate. For example, a drive that experiences problems before it's fully warmed up might have thermal defects. Or if errors occur toward the end of the disc, that could

Not too long ago, one was literally surrounded by cassette-tape players. Every home stereo was equipped with one, most cars had cassette decks, pocket-size players were everywhere, and no boom box was without one. Today, however, cassette decks are disappearing.

In their place we have cheap pocket-size CD players. Single-play CD decks and even multi-disc changers are available in many new cars, every stereo system has a disc player, and no boom box is without one. Computers, both desktop and notebook, all come standard with CD-ROM drives, which are almost identical in operation to their audio-only counterparts.

But, as with anything mechanical and/or electronic, every one of those CD players will end up needing repair at some point. Granted that a lot of cheaper units are considered to be essentially throw-away items, higher-end audio players and CD-ROM drives often wind up in repair shops, factory service centers, and PC repair and salvage depots. In those types of operations, anything that can help pinpoint problems can save time, and thus lead to greater profits. That's especially true if the device can detect intermittent problems that usually take hours to track down, which destroys productivity and profits.

SoundSmith CDT-4

The SoundSmith CDT-4 is an automatic test system for all types of disc drives. It non-invasively tests CD players, DVD, laserdisc players, CD-ROM, and DVD-ROM drives. The CDT-4 tests drives for changes in signal level,

skips, distortion, and loss of signal. Errors are displayed on 7-segment LEDs and logged in non-volatile memory for up to 5 days. The information can also be fed to a computer or printer through an RS232 port. The device costs \$749.95.

The CDT-4 is a test instrument the size of a small shoe box. It comes with a special audio CD that not only tests the integrity of the player's analog signal path, but also contains tracks that the CDT-4 tester can "listen" to and then keep track of where and when any errors occurred and what types of errors they were. Such clues can help pinpoint malfunctions.

Failures have many possible causes, including manufacturing defects, temperature extremes, component wear, and so on. Intermittent problems are hardest to deal with, because usually the only way to solve such problems is by having a technician patiently listen for problems to occur. Small repair shops can ill afford to spend hours listening for errors to reveal themselves, so there's got to be a more efficient way to test. The CDT-4 is the answer: it listens for CD-player errors for you, without taking a salary.

It is important to note, however, that the device will not turn someone completely unfamiliar with troubleshooting and repairing CD players into an expert technician overnight. That still takes years of experience. The CDT-4 is simply a tool that can help screen out defective drives and provide clues as to what might be causing various problems. But if, for example, a CD player or other unit simply won't power up, the CDT-4 would be of no assistance.

mean that tolerances are off and the drive can't track a disc properly at the outer edge. The type of error that occurs can also give clues as to what's wrong. But again, a technician must then confirm the problem, repair it, and then retest before the job is done. The CDT-4 is quite useful in verifying that a repair is successful, as the device can be made to work in conjunction with a player's repeat mode and test it for hours on end.

The instruction manual even gives some advice on troubleshooting certain drive parts by nudging them here or there, applying a drop of oil, and so on. But, as mentioned before, the CDT-4 will not fix problems for you. That's still up to you, but if your work involves screening out defective drives or listening for trouble, the CDT-4 could be your best friend. It'll work long hours and never complain.

For more information on the CDT-4 contact the manufacturer directly (The SoundSmith Corporation, 8 John Walsh Boulevard, Suite 417, Peekskill, NY 10566; Tel: 800-942-8009; Web: www.sound-smith.com), or circle 15 on the Free Information Card.

EN

POPTRONIX®

Online Edition

We're on the web

FREE

We are starting up,
but you can watch us grow!

Projects for beginners
to experts!
New Product information!
Bookstore—discover
what's new!

<http://www.poptronix.com>

WE'RE WITH YOU EVERY DAY
24 HOURS A DAY! DROP IN!
WE'D LOVE TO HAVE YOU VISIT!

Electronics CD ROMs

Want to improve your design skills?

produced by
matrix
multimedia

Then you should consider our range of CD ROMs by best-selling author Mike Tooley.

Electronic Circuits and Components provides a sound introduction to the principles and applications of the most common types of electronic components and how they are used to form complete circuits. Sections on the disc include: fundamental electronic theory, active components, passive components, analog circuits and digital circuits. Includes circuits and assignments for Electronics Workbench.

The Parts Gallery has been designed to overcome the problem of component and symbol recognition. The CD ROM will help students recognize common electronic components and their corresponding symbols in circuit diagrams. Quizzes are included. The Parts Gallery is free with Electronic Circuits and Components.

Digital Electronics details the principles and practice of digital electronics, including logic gates, combinational and sequential logic circuits, clocks, counters, shift registers, and displays. The CD ROM also provides an introduction to microprocessor-based systems. Includes circuits and assignments for Electronics Workbench.

Analog Electronics is a complete learning resource for this most difficult subject. The CD ROM includes the usual wealth of virtual laboratories as well as an electronic circuit simulator with over 50 pre-designed analog circuits, which gives you the ultimate learning tool. The CD ROM provides comprehensive coverage of analog fundamentals, transistor circuit design, op-amps, filters, oscillators, and other analog systems.

"...hammers home the concepts in a way that no textbook ever could."


Electronics Australia

Interested in programming PIC micros?




We have the perfect solution:

Our PICtutor CD ROM can teach you how to write assembly language programs for the PIC series of microcontrollers. The CD ROM's 39 tutorial sections will guide you from basic PIC architecture, commands, and programming techniques up to advanced concepts such as watchdog timers, interrupts, sleep modes, and EEPROM data memory use. Over 80 exercises and challenges are provided to test your understanding, and the unique Virtual PIC allows you to write and test programs on-screen.

The complementary development kit includes a reprogrammable PIC16C84, which you can program via your printer port. The institution version (designed for use in schools, colleges and industry) includes a quad 7-segment LED display and alphanumeric LCD display. The development kit provides an excellent platform for both learning PIC programming and for further project/development work. Assembler and send (via printer port) software is included on the CD ROM.



development board (institution version)



Prices and Versions

Institution versions are suitable for use in schools, colleges and industry. Student versions are for student/home use.

	student version	institution version
Electronic Circuits & Components	\$56	\$159
Digital Electronics	\$75	\$189
Analog Electronics	\$75	\$189
PICtutor (CD and development board)	\$179	\$350

Shipping costs to Canada an additional \$5. Overseas orders please contact CLAGGK Inc. for shipping costs.

see <http://www.MatrixMultimedia.co.uk> for full specs and demos

Please circle the products you would like to buy on the table above right, calculate the total cost, fill in the form below and send it to us. Please allow 4 - 6 weeks for delivery.

Name: _____

Address: _____

Zip: _____ Telephone: _____

I have enclosed my check for \$: _____ Signature: _____


Please charge my credit card for \$: _____ Number: _____

Note that the delivery address and the address at which the card is registered must be the same.

Card type: _____ Expire date: _____

Mastercard, Visa, or Discover only

Order Form



Claggk Inc., PO Box 4099, Farmingdale, NY 11735-0792
email claggk@poptronix.com

Troubleshooting HOT Problems

THIS MONTH WE WILL CONTINUE OUR DISCUSSION OF THE HORIZONTAL-DEFLECTION SYSTEM. AS BEFORE, OUR EMPHASIS IS ON COMPUTER-MONITOR TROUBLESHOOTING AND REPAIR, BUT MOST OF THE INFORMATION ALSO APPLIES TO TV sets and other CRT-based raster-scan systems.

Before we go on, I'd like to give special thanks to a few Philips engineers (actually one and several fractions!) for much of the information in this (as well as last month's) article. More details can be found at my Web site (www.repairfaq.com).

And finally, a warning: Make sure you understand the safety issues involved in working inside a monitor or TV, especially with respect to line voltage, high-voltage hazards, and charged capacitors (even when unplugged). Always confirm that power-supply capacitors are discharged before touching anything, even after the plug is pulled, and use an isolation transformer when probing signals in a powered monitor. See the safety information provided in previous articles in this series and/or the "Safety Guidelines for High Voltage and/or Line Powered Equipment" at my Web site.

When troubleshooting deflection system problems—especially those that tend to blow expensive parts—the use of the series light-bulb trick described a few months ago may be worth while unless you own stock in the appropriate semiconductor manufacturer!

Deflection System Signals

Due to the particular nature of the signals on the deflection yoke, special techniques must be used to safely view them on a scope. You cannot put a

ground clip on either terminal of the horizontal yoke because one side carries the flyback pulses, which are approximately 1000 V p-p, and the other side carries the S-correction voltage, which may be 100 V average with a 50 V p-p vertical rate parabola. Both signals are at the horizontal frequency (15.75 kHz and up). You need a 100:1 oscilloscope probe for the 1000 V p-p signal! The vertical coil carries lower voltages (on the order of 50 V p-p max) and at the vertical frequency (50 to 120 Hz), so this is less of a problem.

Usually you connect the scope ground to a large heat sink, unless the heat sink carries a warning label that it is not grounded. But even if it does not, don't assume! Always check first to identify a proper ground and use an isolation transformer for safety since the chassis and power-line grounds might not be the same.

When diagnosing TV and monitor deflection problems, a current probe may be desirable to view the current waveforms in the yoke and flyback. If you have a current probe for your scope, it can be used to monitor the various current waveforms. I have used a Tektronix current probe I picked up for 10 cents at a garage sale to view the yoke current on TVs. The rendition of the horizontal deflection current waveform is quite good. However, the vertical suf-

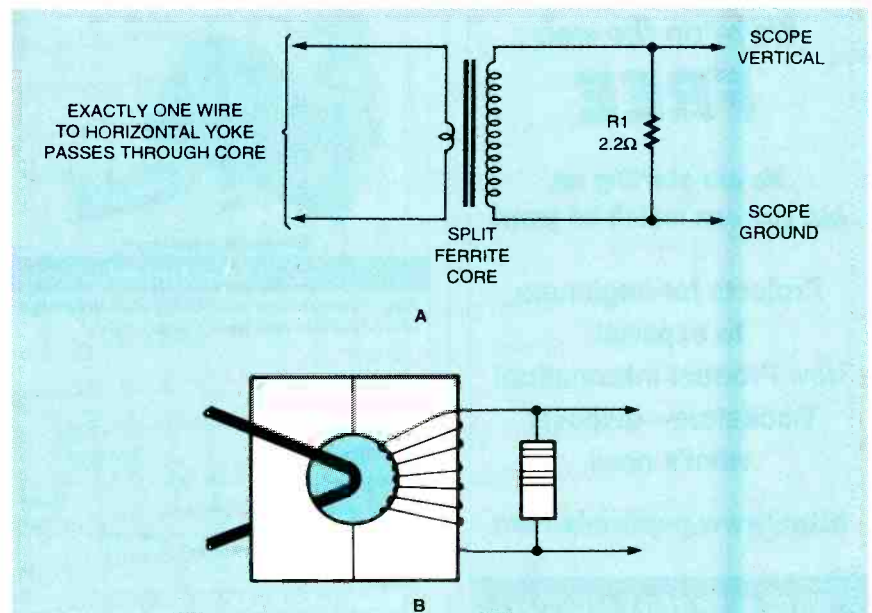


FIG. 1—WHILE NOT STATE-OF-THE-ART, this current probe is easy to build and works well for this application. The schematic is shown in A, while the layout is shown in B.

fers from severe distortion due to the low frequency cutoff of my probe.

Building a Current Probe

If you don't have a current probe for your scope, here's how to build your own "Not So Fantastic Current Probe." As the name implies, it is not exactly state of the art, but it will do for this application and will work with almost any type of scope.

On the plus side, this current probe should cost you next to nothing and, despite its name, seems to be actually quite usable for viewing the horizontal deflection waveforms. It is made from a split ferrite core (preferably one that snaps together) of the type used on keyboard and monitor cables for RFI suppression.

The schematic is shown in Fig. 1A; a sketch of the physical layout is shown in Fig. 1B. To build yours, wrap seven turns of insulated wire around one half of the core. Next, solder a 2.2-ohm resistor across the two leads to act as a load. Finally, connect the leads to the vertical input of your scope via a coaxial cable or probe. Note that these instructions are just guidelines; you can experiment with the number of turns and load resistor value for best results.

To use your probe, place one—and only one—of the current-carrying wires to the horizontal yoke inside the ferrite core and clamp the two halves together (use a rubber band, adhesive tape, or whatever else works if it doesn't have built-in clips to hold it together).

For a typical horizontal deflection yoke, the probe will yield a signal with a few tenths of a volt p-p amplitude. The shape is similar to that from my fancy and (originally) expensive Tektronix current probe—a slightly squashed sawtooth for a monitor that is functioning properly (you do recall from our earlier discussions why it isn't a perfect sawtooth, right?). Enjoy the show! Like the Tektronix probe, this one will also not work well for low-frequency (i.e., vertical yoke) signals.

HOT Specs and Substitutions

Now it is time to continue with some discussions of issues related to Horizontal Output Transistors (HOTs). These are at the heart of every deflection system and are one of the most common parts to fail in a TV or monitor. Hopefully, based on our discussion last time, you will be able to appreciate

that the HOT must be treated with more respect than just a fast switch.

Every deflection transistor has its

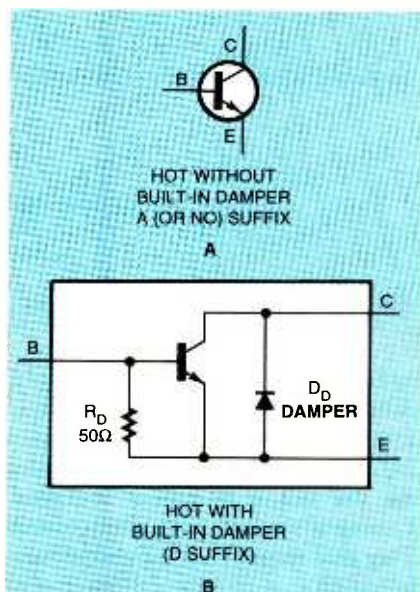


FIG. 2—WHILE THE PIN-OUT for a HOT without a damper (A) looks like a standard bipolar transistor, adding a built-in damper diode (B) complicates things.

own requirements for:

- Amount of base drive current, especially the I_B at end-of-scan.
- Waveform of base drive current (rising, steady, falling).
- Speed of reduction base drive current at switch-off.

The most effort goes into the optimization of the magnitude of the base drive current. The problem is: gain spread. In the ideal world, all transistors would come from the factory with exactly the same gain. In the real world, this isn't the case—it isn't even close. You have to find one optimum drive so that neither the high-gain nor the low-gain type will dissipate too much power, taking into consideration the variations in other circuit components as well. There used to be other spread factors influencing the dynamic transistor parameters, but fortunately, those have been mostly eliminated by better process control.

If the drive current is not exactly right, two conditions could occur: overdriving and underdriving. Overdriving causes a slow switch-off behavior; some collector current keeps flowing during the beginning of the flyback and will cause dissipation. Underdriving causes bad saturation; the collector voltage will start to rise before the flyback should

start. This too causes dissipation. Either condition is easily observed with an oscilloscope, a current probe, and a 1:100 voltage probe (be sure to calibrate it for high-frequency response!).

The dissipation as a function of the base drive current is a more-or-less parabolic function with a global minimum. The minimum will be different for high-gain and low-gain types. By measuring the curves for both extreme types and combining them, an optimum drive for the random type will be found, with a figure for the worst-case dissipation.

All this will only be true if you insert a device that is a member of the population spread for which you optimized the base drive. If you just insert a random other device (different type, same type but different brand, same type and brand but much older/newer batch), then all bets are off. Dissipation may be way too high, with early failure as a result (and possibly a distorted picture geometry due to excess damping of the waveform).

Note that with horizontal output transistors, bigger is **not** better. If you substitute a higher-rated transistor (more amps, more volts, more watts, faster switching, whatever) for a lower one, then there is a very big chance that it will fail earlier, not later. The reason is that the drive conditions will now be wrong (most likely underdrive) and the transistor will overheat from too high conduction losses. So do yourself a favor and get a correct replacement type.

If cost weren't an issue, transistors and other parts could be hand selected (and some are in any case). But, you wouldn't be able to buy a monitor for \$200 if that were required!

As noted above, component spread requires that base drive must be optimized for the whole range of gain within a type. That range can be so large that at the limits of the spread the dissipation can still be too large. The reason is that the device with the largest gain will be overdriven, causing a tail in the current at switch-off, whereas the device with the smallest gain will be underdriven, causing it not to saturate enough. Each condition can be easily viewed on the scope. By varying the base drive you can minimize dissipation.

Normally one base drive is set for the entire population, accepting the variation in dissipation and its upper limit. Sometimes the variation is so large that this will not be acceptable. But this is unlikely for a BU508 in a 16-kHz appli-

cation. Substituting it with a similar type from a different brand with different parameter spread may indeed cause it to dissipate too much and thus fail early. This has nothing to do with price or quality, just with a different optimum base drive.

Table 1 is a list of HOTs used in smaller monitors—and not a complete one at that. In nearly all cases, the devices will be plug-in substitutes for each other within a category. Note that transistors with built-in damper diodes (see Fig. 2) also are likely to have a base to emitter resistor of about 50 ohms; keep that in mind when testing a HOT with a multimeter because a 50-ohm resistor will look like a shorted junction on the diode-test scale.

For designs with larger screen sizes (and higher frequencies) the device selection is not so straightforward, as some designs split the horizontal deflection and high voltage generation circuitry.

Continuous dissipation is hardly ever the cause of failure. Failure is usually due to some infrequent transient condition. For multi-frequency monitor designs 1991-1994 mode-change was/is a big killer. When repairs are made, it is wise to cycle through a mode-change sequence. Delays of about 1 minute between changes should be used; shorter delays can cook the device.

As a rule, once an engineer has a bad experience with mode change he takes greater care in the small-signal circuitry of his next design. This has led to mode change, in general, becoming more benign in the last couple of years. However, in Taiwan and Korea there is a high turn around of engineering staff and some, shall we say, less than perfect designs do still reach production.

Note that "cooking" a device by mode changing would take at least 30 minutes of continuous changing, with a delay of about 20 seconds between each change. If a device fails during such a sequence, the old spit test is good indicator of why that happened. That is, a drop of spit on the HOT immediately after failure can tell us a lot: if it sizzles, then the device has probably cooked, if it doesn't then the device failed instantly after one stressful cycle. Frontiers of technology it isn't, but it is a useful technique. If you do get failures that haven't been caused by the HOT "cooking" I have no easy solution, sorry! (But see below).

By the way, a MOSFET would have

Table 1—Some Typical HOTS Used in Monitors

14 inches, SVGA (38 kHz)	A-types: BU2508AF, 2SC4830, 2SC5148
	D-types: BU2508DF, 2SC4762, 2SC4916, 2SC5149, 2SC4291, 2SC5250.
15 inches, XVGA (64 kHz)	A-types: BU2520AF, BU2522AF, 2SC3885A, 2SC3886A, 2SC4757, 2SC4758, 2SC5129, 2SC4438, 2SC4770, 2SC4743, 2SC5067, 2SC5207, 2SC5251, 2SC5002.
	D-types: BU2520DF, 2SC3892A, 2SC3893A, 2SC4531, 2SC4763, 2SC4124, 2SC4769, 2SC5296, 2SC4742, 2SC4744, 2SC4927, 2SC5003.

(A=no damper, D=built in damper diode).

to be mighty large to replace a bipolar deflection transistor. For example, a 1500V MOSFET that behaved as a BU2508 would have to be nearly twice the size and at least twice the price. Getting 10V on all the gate cells of such a big chip requires a lot of charge to be injected (i.e., current) and then removed (reverse current); much like a bipolar drive.

Typical HOT Dissipation

Just measuring the actual power dissipation in a HOT is not trivial due to the nasty shapes of the voltage and current waveforms. The information in Table 2 is for TVs, but similar numbers apply to monitors, and extrapolation to higher scan rates is easy since, as noted, dissipation is roughly proportional to the horizontal scan rate. As you very likely might guess, a monitor running at a 100-kHz horizontal scan rate will likely be dissipating quite a bit of power in the HOT!

HOT-Related Failures

The remainder of this month's installment deals with problems resulting in blown HOTS. Those are among the most common types of monitor failures and can be both the easiest and toughest to repair. Sometimes, HOT failure is an isolated event with no real cause. In that case, replace the HOT and you are done. However, very often there is a cause for the failure, and you may go through a few expensive replacement HOTS before identifying it. And the ones none of us want to deal with at all

are the random failures separated by a few days or months.

HOTS Keep Blowing

Unfortunately, what causes a HOT to continually blow or run hot is often difficult to definitively diagnose and repair and will often involve expensive component swapping.

It might be logical to assume that a new flyback transformer is needed (if for no other reason than that it is an expensive part!). But that is not necessarily the case.

In fact, if it were the flyback failing under load or when it warms up, there should be some warning such as the picture shrinking for a few seconds before the "poof." If, on the other hand, the monitor performed normally until it died, there are other possible causes. Those are summarized below and in Fig. 3.

Causes for HOT Failure

- Improper drive to HOT. That includes a too weak drive (or a HOT with a too low H_{FE}), causing $V_{CE(sat)}$ to be too large, giving conduction losses. It also includes a too strong drive (or a HOT with a too high H_{FE}), causing it to switch off too slowly, giving switching losses.

Base drive should be optimized to balance between those 2 losses. Check driver and HOT base circuit components. Dried-up capacitors, open resistors or chokes, bad connections, or a driver transformer with shorted windings can all affect drive waveforms.

- Excessive (B+) voltage on HOT

Table 2—Typical HOT Dissipations

14-21 inches, 16 kHz: About 1 W	(some have the HOT running in free-air)
21-36 inches, 16 kHz: Less than 2 W	(some new large CRTs only need 9 A p-p)
25-36 inches, 32 kHz: Less than 4 W	(dissipation really is proportional to frequency)

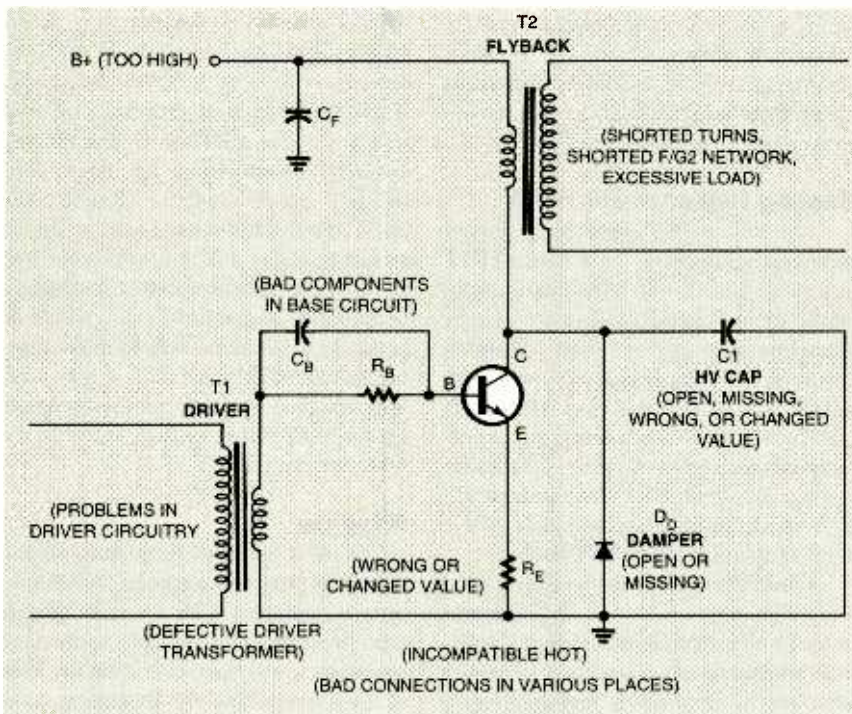


FIG. 3—AS YOU CAN SEE HERE, there are a lot of different problems that can lead to HOT failure.

collector. Check the low-voltage regulator (and line voltage if this is a field repair), if any.

- Defective safety/flyback capacitors or damper diode around HOT (though that usually results in instant destruction with little heating).

- New transistor not mounted properly to heat sink—probably needs mica washer and heat-sink compound.

- Replacement transistor not correct or inferior cross-reference. Sometimes, the horizontal deflection is designed based on the quirks of a particular transistor. Substitutes may not work reliably. In such cases, you can always *try* to optimize the base drive by changing the value of the power resistor that feeds the drive circuit at the primary of the drive transformer. But you're on your own here! Clearly label what you have done or else your name will be mud if the unit ever needs to be repaired by someone else in the future.

- And, of course, bad connections in the drive or output circuitry can be the cause of almost any sort of failure!

The HOT in a properly designed monitor or TV should not run excessively hot if properly mounted to the heat sink (using heat sink compound). It should not be too hot to touch (**CAREFUL**: don't touch with power on—it has those nasty thousand-volt spikes and may be line connected; unplug the unit

first, then discharge the power-supply filter caps before touching). If it is scorching hot after a few minutes, then you need to check the other problems.

However, it is possible that the deflection circuit is just poorly designed in the first place and it has always run hot (though it is unlikely to have always been scorching hot). There is no way to know for sure without a complete analysis of the circuit—not something that is a realistic possibility. In this case, the addition of a small fan may make a big difference in HOT survival.

It is also possible that a defective flyback—perhaps one shorted turn—would not cause an immediate failure and only affect the picture slightly if at all. That would be unusual, however. We will deal with the details of flyback testing in a future Service Clinic article.

Note that running the monitor with a series light bulb may allow the HOT to survive long enough for you to gather some of the information needed to identify the bad component.

HOTs Blowing at Random Intervals

In such cases, the HOT may last a few months or years but then blow again. As you might expect, these are among the hardest problems to locate. It could even be some peculiar combination of user cockpit error—customer

abuse—that you will never identify. Yes, this should not happen with a properly designed monitor. However, a combination of mode switching, loss of sync during bootup, running on the edge of acceptable scan rates, and frequent power cycles, could test the monitor in ways never dreamed of by the designers. It may take only one scan line that is too long to blow the HOT.

On the other hand, the cause might be one of the ones listed in the preceding section, just not as obvious—blowing in a few days or weeks instead of a few seconds. Even so, in such cases the HOT will likely be running very hot even after only a few minutes.

Another possible cause for random failures of the HOT are bad solder connections in the vicinity of the flyback and HOT (very common due to the large number of hot-running, high-power components) as well as the horizontal driver and even possibly the sync and horizontal oscillator circuits, power supply, or elsewhere.

Preventing Random HOT Failures

As noted above, a bigger HOT is not necessarily the answer. A selection of the same HOT for 1700-V breakdown voltage may help, but is not an option outside the design lab.

A separate HV supply (only in the most expensive monitors) would also help to save the deflection transistor, but might kill its HV twin. Of course, this is not an option in the field (unless you are REALLY into rework!).

Soft-start circuits make a big difference, but are an inherent part of the design, not an afterthought.

The chance of failure may also be a function of unspecified transistor parameters, so sometimes the mere swapping of a HOT might solve it permanently.

And, in the unlikely event it is an EMI problem (like a cellular phone lying on top of the set), then obviously the cause must be eliminated. A layout change is a better remedy but out of reach of a repair shop.

Testing for HOT Failure

This topic was covered in detail a couple of months ago, but just to refresh your memory:

For a monitor or TV with no blown fuses that will not start, here are some quick checks to see if the HOT is good and has power and drive:

• **HOT tests**—check across each pair of pins for shorts (preferably removed from the circuit board). No junction should measure much less than 50 ohms or so. Lower readings almost certainly indicate a bad HOT. If in-circuit, however, the reading between base and emitter will be near zero due to the secondary of the driver transformer.

• **Power**—with the HOT removed, measure across the collector to emitter with a multimeter (if there is no deflection, this is safe with the HOT in place). There should be solid B+, typically about 100 to 160 V (for 115 VAC TV sets—possibly higher for 220 VAC sets), 60 to 170 V or higher for auto-scan monitors. If this is missing, either there is a problem with the power supply or the emitter fusible resistor has blown (probably in addition to the HOT) and there is no return for your voltmeter. If it is pulsing, the power supply may be cycling on over-voltage—the HOT may be good in this case but there is no base drive.

• **Drive**—put an oscilloscope on the base—there should be pulses around .7 V for most of the scan and probably

going negative a couple volts at least for retrace. If drive is weak or missing, determine how base drive is derived as there may be a problem in the startup power supply or deflection IC.

Testing Replacement HOTs

The following is useful both to confirm that a substitute replacement HOT is suitable and that no other circuit problems are still present. However, single scan-line anomalies (when changing channels or where reception is poor with a TV, or when switching scan rates and/or when no or incorrect sync is present with a monitor) resulting in excessive voltage across the HOT and instant failure are still possible and will not result in a HOT running excessively hot.

• **Function**—confirm that the monitor or TV behaves EXACTLY as you expect it to. Look for any sign of changes in picture width and other aspects of geometry that might indicate a less-than-happy horizontal-deflection system.

• **Temperature**—after letting the unit run for a while, unplug the unit and confirm that the voltage on the HOT col-

lector is near zero (discharge the power supply filter capacitors if it is not) and see how hot the HOT is. Note: Unplugging without switching off may result in the capacitors discharging faster if the unit has a soft (logic-controlled) on/off switch. Careful, the HOT may be really hot—start at the far end of the heat sink and work your way towards the transistor case. Obviously, a temperature probe (insulated!) would be better as it would be able to make measurements while the HOT is powered. You can also use a cheap thermometer for this purpose—attach its sensor to the heat sink near the HOT.

Wrap Up

That's it for now. Next time we will continue our discussion of deflection-system operation with a variety of specific problems and possible causes and solutions. Until then, check out my Web site, www.repairfaq.org. I welcome comments (via e-mail only please at sam@stdavids.picker.com) of all types and will reply promptly to requests for information. See you next time! **EN**

NOW Find the Right Part for Your VCR!



The 172-page Eighth Edition of the VCR Cross Reference contains both model and part number cross references. Over 7,810 new parts and 1927 new models have been added.

VCR's are made in a few factories from which hundreds of different brand names and model numbers identify cosmetically-changed identical and near-identical manufactured units. Interchangeable parts are very common. An exact replacement part may be available only a few minutes away from you even though the original brand-name supplier is out of stock. Also, you may be able to cannibalize scrap units at no cost.

with the **ISCET VCR CROSS REFERENCE**

NEW! The Seventh Edition is contained on a 3½ diskette for IBM PC AT/XT compatibles, DOS 2.1 or higher. The disk software allows technicians to search by manufacturer for model numbers and description of part numbers. A parts editing sequence gives an on-screen view of all substitutes for parts entered. With the diskette, the technician can update files by adding model and parts

crosses of future models. The Eighth Edition can be printed on pages completely from the diskette.

The ISCET VCR Cross Reference, Seventh Edition, is on 8½ × 11-in., pre-punched pages and sells for **\$24.95**. The 3½ inch diskette sells for **\$69.95** and you can view listings from a monitor or printed page.

ONLY \$24.95 for pages
\$69.95 diskette
Not including Shipping & Handling

Claggk Inc.
VCR CROSS REFERENCE OFFER
P.O. Box 4099
Farmingdale, New York 11735-0793

Name _____
Business _____
Address _____
City _____
State _____ Zip _____
Phone _____

Enclosed **\$24.95** for the ISCET VCR Cross Reference, Eighth Edition.

Enclosed **\$69.95** for the 1 diskette containing the ISCET VCR Cross Reference, Ver. 7.0

Include \$5.00 for shipping Version 8 pages within the United States. All other countries add \$6.00 (surface mail).

Include \$3.00 for shipping Version 7 disk within the United States. All other countries add \$4.00 (surface mail).

The total amount of my order is \$ _____
Check enclosed—do not send cash. US funds only.
 Visa MasterCard Exp. Date ____/____/____

Card No. _____
Signature _____

New York State residents must add applicable local sales tax to total.


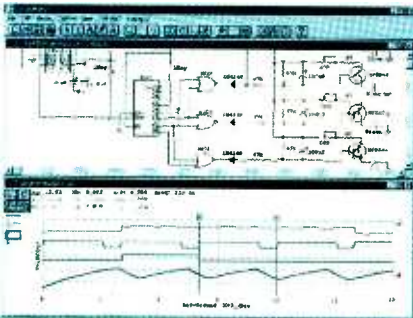
CB02



NEW PRODUCTS

USE THE FREE INFORMATION CARD FOR FAST RESPONSE

Circuit-Design Software



CIRCLE 20 ON FREE INFORMATION CARD

CIRCUITMAKER PRO AND TRAX-Maker Pro are enhanced, extra-strength editions of MicroCode's standard CircuitMaker and TraxMaker products that offer schematic-capture, simulation, and PCB-layout capabilities.

CircuitMaker Pro provides high-quality schematic capture, as well as accurate SPICE-based analog, digital, and mixed-signal simulation in one complete program. Schematic features include a built-in symbol editor for custom symbol creation, automatic wire routing, printout borders, and enhanced pin annotation. CircuitMaker Pro's advanced simulation abilities include 11 different analyses, such as Monte Carlo, Fourier impedance plots, and temperature sweep; an array of virtual instruments for testing and probing; and a comprehensive 6000-device library.

TraxMaker Pro features include a built-in autorouter, design-rules checking, and a fully-documented library of over 5400 component footprints. The product imports netlists from most major schematic programs and outputs Gerber files, Excellon N/C drill files, and DXF-format files.

Both products are 32-bit programs that operate on Windows 95, NT, and 3.1. Single user copies are \$699 each if both programs are purchased together or \$799 for only one program. Special upgrades are available for current registered users of the standard versions. **MICROCODE ENGINEERING INC.**

972 West Center
Orem, UT 84057
Tel: 800-419-4242 or 801-226-4470
Fax: 801-226-6352
Web: www.microcode.com

Flameless Heat Gun

THE PORTABLE FLAMELESS Micro-Therm heat gun's small ($4\frac{1}{2} \times 3\frac{1}{4} \times 1$ inches) lightweight design makes it an ideal portable replacement for many jobs previously performed by a heavy, corded heat gun. Applications include shrinking tubing, activating adhesives and potting compounds, forming plastics and laminates, bending PVC, preheating flux, stretching and repairing vinyl, and general heating and drying—including thawing frozen locks.

Featuring piezo electronic ignition and powered by a replaceable butane cartridge, the unit reaches an operating temperature of up to 1200°F within ten seconds. Each cartridge provides approximately 20 minutes of continuous use. Safety features include a heat deflector to provide additional heat protection for surrounding components and a safety lock to prevent the gun from being accidentally turned on. Its sug-



CIRCLE 21 ON FREE INFORMATION CARD

gested retail price is \$27.95. **WAHL CLIPPER CORP.**

2900 Locust Street
Sterling, IL 61801
Tel: 815-625-6525

Micro Test Clips

THESE MICRO TEST CLIPS HAVE stainless steel pincers that can be used for fine-pitched devices from 0.8mm to 0.2mm, and they have 0.511-cm insulated extension barrels for added protection. Capable of connecting to devices such as Plastic Quad Flat Packs (PQFPs), Small Outline Packages (SOPs), and Thin Small Outline Packages (TSOPs), the clips also support side-by-side connections using a unique staggering technique. The holding rod manages multiple connections—up to 16 micro test clips can comfortably be placed on one holding rod.

The clip opens by pinching the body and trigger together, enabling the user to operate it in tight places. The test



CIRCLE 22 ON FREE INFORMATION CARD

clips are available in black, blue, red, yellow, and white. The leads, available in 10–30-cm lengths, have a 0.31-mil female receptacle and a 0.31-mil male pin for connecting to a logic analyzer or other test equipment. Prices range from \$19.95 each in quantities of five or less to \$15.96 in quantities of 21 to 30.

EMULATION SOLUTIONS

422 Ives Terrace
Sunnyvale, CA 94087
Tel: 408-745-1524
Fax: 408-745-1526
Web: www.adapters.com

SWR Analyzer

A COMPLETE HAM RADIO TEST station, the MFJ-259B gives users a total picture of their antenna's performance and tunes critical HF mobile antennas in seconds. Setting the bandswitch and tuning the dial provides instantaneous readings of SWR and complex impedance from 1.8 to 170 MHz.



CIRCLE 23 ON FREE INFORMATION CARD

The compact portable SWR analyzer, housed in a 4- × 2- × 6¼-inch all-metal case, uses ten AA or NiCd batteries (not included) or a 110-VAC power source and contains a NiCd battery charger. A free instruction manual is available if readers want to check out the analyzer before purchasing it. The MFJ-259B sells for \$249.95.

MFJ ENTERPRISES, INC.

PO Box 494

Mississippi State, MS 39762
Tel: 800-647-1800
Fax: 601-323-6551
e-mail: mjfj@mfjenterprises.com
Web: www.mfjenterprises.com

100-MHz Oscilloscope

PROTEK'S LATEST DUAL-TRACE, dual-time-base 100-MHz oscilloscope simultaneously displays four traces in an ALT-mode as well as providing CRT displays of two unrelated signals through vertical-mode triggering. The Model 6510



CIRCLE 24 ON FREE INFORMATION CARD

analog oscilloscope offers five vertical display modes, a trigger hold-off circuit for synchronizing complex waveforms, and TV sync for either line or field patterns. It provides sweep speeds down to 2 ns/div., 12-kV acceleration potential, a 6-inch square CRT, Z-axis input, and a 20-MHz bandwidth limit switch for viewing signals in a noisy environment.

Accessories include an operating manual, AC power cord, and two ×1, ×10 probes. The Model 6510 analog oscilloscope retails for \$975.

H. C. PROTEK

154 Veterans Drive
Northvale, NJ 07647
Tel: 201-767-7242
Fax: 201-767-7343
e-mail: hcprotek@aol.com
Web: www.hcprotek.com

Driver Information System

ON THE ROAD, THE TRAVEL Star Global Positioning System (GPS) shows your location on an Interstate, U.S. highway, or major state road using signals from up to eight Navstar satellites. This user-friendly system gives directions in words, instead of maps. It provides directions to over 70,000 highway services and 7000 cities and towns. In the top 250 metropolitan areas, Travel Star also provides information on city services, cross streets, and phone numbers. With the keypad, the

user can select services or destinations and view them in large, easy-to-read words on the GPS screen.



CIRCLE 25 ON FREE INFORMATION CARD


An included cigarette-lighter adapter makes it easy to move the system from car to car. The unit displays a toll-free number for the optional Protection One mobile security service along with your current latitude and longitude. Dispatchers are always available to send help, give turn-by-turn directions, or provide information. The Travel Star GPS is available through RadioShack stores and participating dealers nationwide, and retails for \$349.99.

RADIOSHACK

700 One Tandy Center
Ft. Worth, TX 76102
Tel: 800-THE-SHACK or 817-390-3300
Fax: 817-878-6508
Web: www.radioshack.com

DC Power Supply

THE MODEL 1337 SINGLE OUT-put supply offers continuously variable voltage (0–60 VDC) and current outputs (0–25 amps) to suit a wide variety of applications, with an accuracy of 0.5%.



CIRCLE 26 ON FREE INFORMATION CARD

It can be operated in constant-voltage or constant-current modes. Automatic overload protection is provided and may be set at any point in the voltage or current range.

(continued on page 56)

Take control of today's technology!

NRI Schools now gives you a fast, easy way to break into the high-tech industry as a PC Servicing Technician

Your training includes a Pentium® II 400 personal computer, with MMX™ technology, 64 meg RAM, 5 gigabyte hard drive, Super VGA color monitor, 32X CD-ROM drive, and 56K baud fax/modem



With NRI's PC Servicing course,

you can get the practical skills and experience to service any computer with confidence. From diagnostic software to CD-ROM tutorials to a high-end computer system, NRI gives you the technological tools and training you need to carve out a successful new career, even start a business of your own!

Learn essential PC servicing skills with these unique course features:

- CD-ROM training from Norton interactive—designed by acclaimed software developer Peter Norton, this unique training tool has realistic simulations, special effects, full-color graphics, and role-playing lessons.



- ForeFront Troubleshooter™ Software and CD-ROM pinpoints system failures and diagnoses faulty components.

- Troubleshooting training—includes McGraw-Hill's easy-to-follow guides on troubleshooting and interactive computer-aided electronics diskettes relating to four key areas: AC electronics, DC electronics, semiconductors, and electronic circuits.

- Windows 98—this long-awaited version of Windows has more power, a new Web look, e-mail capabilities, single-click functionality, and System File Checker.



You'll also perform hands-on experiments with NRI's exclusive labs: computer-aided electronics demonstrations, 8085 Microprocessor, and NRI Discovery Lab, a complete breadboarding system.

A+ Certification—a credential that counts!

Your value as a computer service technician will soar with coveted A+ Certification. With NRI, you get essential study tips, test-taking strategies, and supplemental lessons, plus interactive tutorials and practice tests on CD-ROM. As you prepare for the exam, you'll also benefit from online support from NRI's personal instructors.

You cover these important exam subjects:

- Diagnosing & Troubleshooting
- Memory Management
- Networks
- Operating Systems
- Printers
- Portable Systems
- and more!



Call or send for FREE information:

1-800-321-4634

Ext.3663

or reach us online at: www.nrischools.com

NRI Schools 4401 Connecticut Avenue, NW
Washington, DC 20008

YES! Send me free information on how NRI can prepare me for a high-tech computer career. Check one box only.

- | | |
|---|---|
| <input type="checkbox"/> PC Servicing | <input type="checkbox"/> Computer Programming |
| <input type="checkbox"/> Networking With Windows NT | <input type="checkbox"/> Telecommunications |
| <input type="checkbox"/> Industrial Electronics | <input type="checkbox"/> Computer-Aided Drafting |
| <input type="checkbox"/> Mastering Microsoft Office | <input type="checkbox"/> Bookkeeping & Accounting |

Name _____

Street _____ Apt. # _____

City _____ State _____ Zip _____

A Division of The McGraw-Hill Companies

Accredited Member, Distance Education and Training Council

0003-0499



NEW LITERATURE

USE THE FREE INFORMATION CARD FOR FAST RESPONSE

Audio Power Amplifier Design Handbook

by Douglas Self

Newnes, an imprint of Butterworth-Heinemann

225 Wildwood Avenue

Woburn, MA 01801-2041

Tel: 800-366-2665 or 781-904-2500

Fax: 800-446-6250

e-mail: orders@bhusa.com

Web: www.bh.com/newnes

\$34.95

Audio Power Amplifier Design Handbook

DOUGLAS SELF



CIRCLE 338 ON FREE INFORMATION CARD

A uniquely detailed manual on the theory and practice of audio power amplifiers, this guide covers the field from the simple mathematics of the differential pair to the practice of bolting down power transistors without breaking them. Based on the author's 20 years of design experience, this work provides the first authoritative explanation of power amplifier design and operation. It supplies practical solutions to many design problems, making it an excellent text for teaching, as well as a key source for design engineers.

Designed for both students and professionals, this handbook includes the first complete explanation of the sources of power amplifier distortion, shows how they can be eliminated or minimized, and gives detailed information, allowing power amplifiers to be designed and built with performance

figures that would have been thought impossible a few years ago. It also includes an account of the operation of negative feedback in amplifiers.

The 1999 World Tube Directory

from Audio Amateur Inc.

P.O. Box 876


305 Union St.

Peterborough, NH 03458-0876

Tel: 603-924-9464

e-mail: custserv@audioXpress.com

\$7.99



CIRCLE 339 ON FREE INFORMATION CARD

Designed for do-it yourself audio enthusiasts and professionals using vacuum tubes in audio, the newest edition of the directory is international in its scope. This edition features listings of vacuum tube manufacturers, wholesalers, and distributors from 29 countries, as well as a number of categories of tube-related equipment, supplies, and services.

A company address list, organized by country, allows the reader easy access to tube companies around the world.

QUICKCross, 7th Edition

from NTE Electronics, Inc.

44 Farrand Street

Bloomfield, NJ 07003

Tel: 800-631-1250 or 973-748-5089

Web: www.nteinc.com.

Free



CIRCLE 340 ON FREE INFORMATION CARD

This new easy-to-use electronic cross-reference software contains all the updated semiconductor, relay and fly-back transformer cross-reference databases, plus a new aluminum-clad power wirewound-resistor database. A new

selector guide for potentiometers and trimmers has also been added, which includes a cross reference for Spectrol and Precision Electronics device numbers to competitors' device numbers.

Designed to be more user friendly than ever, this version contains bubble help screens and easier access screens, which allow the user to quickly cross reference multiple items. In addition, users are able to do faster searches and to switch between databases. The entire database can be downloaded from the Web site above.

Simple, Low-Cost Electronic Projects

by Fred Blechman

LLH Technology Publishing

3578 Old Rail Road

Eagle Rock, VA 24085

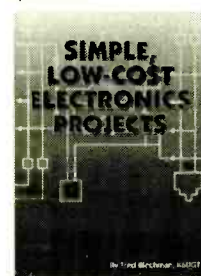
Tel: 800-247-6553 or 540-567-2000

Fax: 540-527-2539

e-mail: carols@LLH-Publishing.com

Web: www.LLH-Publishing.com

\$19.95



CIRCLE 341 ON FREE INFORMATION CARD

To learn electronics, you must do electronics. The act of creating a useful device from a pile of components, and then testing and troubleshooting it, teaches you more about electronics than any theoretical book. In this book,

the author has collected 22 circuit designs that give readers a thorough understanding of how "real-world" electronics works. Among the devices to build are inductance testers, a variable frequency audio oscillator, voltmeters and multimeters, a photoelectric counter, and a remote FM transmitter.

The projects are arranged in order of complexity, starting with simple but useful circuits that any beginner can build

BooksNow

To order books in this magazine or, any book in print. Please call anytime day or night: (800) BOOKS-NOW (266-5766) or (801) 261-1187 ask for ext. 1454 or visit on the web at <http://www.BooksNow.com/electronics.nw.htm>.

Free catalogs are not available.

successfully. Each project comes with a discussion of circuit theory, parts placement layouts, hints on building and testing each project, and a complete parts list. There are suggestions on where to obtain parts. Each project is illustrated with photos and diagrams.

MCM Electronics Catalog (42)

from MCM Electronics

650 Congress Park Drive

Centerville, OH 45459-4072

Tel: 800-543-4330 or 937-434-0031

Fax: 800-765-6960

Web: www.mcmelectronics.com.

Free



CIRCLE 342 ON FREE INFORMATION CARD

Featuring more than 3000 new products, including project accessories, semiconductors, connectors, test equipment, computer and home audio products, along with thousands of OEM TV/VCR repair

parts, this catalog has everything for the electronics hobbyist. There are over 40,000 items covered.

Among the brand names included are Denon, Weller, Xcelite, Klein, Fluke, Hitachi, Sencore, Tektronix, Tenma, RCA, GE, Panasonic, ECG, Philips, Magnavox, Proscan, Quasar, Technics, Lexmark, Pioneer, and Sony.

Police Call: 1999 Edition

edited by Richard Barnett

Hollins Radio Data

P.O. Box 35002

Los Angeles, CA 9003

Web: www.policecall.com.

\$12.99 each volume, plus S&H



CIRCLE 343 ON FREE INFORMATION CARD

Considered "the scanner users' bible," the 1999 edition is the largest edition ever. The nine regional volumes contain over 350,000 listings of frequencies, including many trunked system ID codes.

Although the focus of the books is emergency agencies such as Police and Fire, they also list two-way radio frequencies for 18 additional categories of mobile

radio users—including aircraft, federal government, public utilities, transportation, sports, education, entertainment, and more. In addition, there is the exclusive consolidated frequency list, listener's guide, and radio codes and signals. Other features in each volume are listings of clubs and publications, FCC frequency allocation tables, maps, and a glossary of radio slang.

QST View: 1915-1929

from American Radio Relay League

225 Main Street

Newington, CT 06111

Tel: 800-243-7767

Fax: 860-594-0303

Web: www.arrl.org



CIRCLE 344 ON FREE INFORMATION CARD

\$39.95

For the first time, back issues of *QST* are available in convenient, space-saving CD-ROM format.

Each page—all articles, ads, columns,

and covers—has been scanned to provide a black-and-white image that can be read on your computer screen or printed out. Readers can search for articles by titles or authors, select specific years or issues, or browse individual articles.

System requirements for the CD-ROM are 386 or better PC, Windows 3.x or higher, 8MB of RAM, and at least 9MB of free disk space.

DC/DC Converters

from DATEL, Inc.

11 Cabot Blvd.

Mansfield, MA 02048-1151

Tel: 800-233-2766 or 508-339-3000

Fax: 508-339-6356

Web: www.datel.com.

Free



CIRCLE 345 ON FREE INFORMATION CARD

The new 224-page, full-color, guide contains detailed data sheets and applications information for the high-quality, moderate-power (3-75 watts), modular DC/DC converters. Covering 41 different product families and more than 250 products, it is hierarchically organized by product configuration (single, dual, or triple output), output voltages, rated

output current, and specified input voltage range.

Included among the catalog's new DC/DC converters are ten 50/60W devices in the standard "half-brick" format, six families of 25-40W devices, a dozen new 15W devices, and many isolated and non-isolated, low-voltage units. There is an expanded section on safety approvals, explaining the requirements of IEC950, UL1950, and Europe's EN60950, as well as an explanation of the CE mark. In addition, there is a 50-page tutorial on these converters.

McGraw Hill Illustrated Telecom Dictionary

by Jade Clayton

McGraw-Hill


1221 Avenue of the Americas

New York, NY 10020

Tel: 800-2MCGRAW

Web: www.ee.mcgraw-hill.com

\$29.95



CIRCLE 346 ON FREE INFORMATION CARD

A convenient reference/review for everyone from public telephone company professionals to instructors and students in the areas of computer science, information systems, telecommunications, and electronics, this dictionary provides over 2000 convenient and easy-to-understand definitions of telecommunications-industry terminology and technology.

Whether you have a technical or non-technical background, the definitions and diagrams in first-of-its-kind compendium explain the essential terms you need to know, in a concisely written, reader friendly, non-jargon style. The book also includes definitions of acronyms and up-to-date coverage of emerging technologies in the field. There are over 300 illustrations. **EN**

Whether you have a technical or non-technical background, the definitions and diagrams in first-of-its-kind compendium explain the essential terms you need to know, in a concisely written, reader friendly, non-jargon style. The book also includes definitions of acronyms and up-to-date coverage of emerging technologies in the field. There are over 300 illustrations. **EN**

BooksNow To order books in this magazine or any book in print. Please call anytime day or night: (800) BOOKS-NOW (266-5766) or (801) 261-1187 ask for ext. 1454 or visit on the web at <http://www.BooksNow.com/electronicshw.htm>. Free catalogs are not available.


Prototype

Urban GPS

Global Positioning System equipment works great for motorists on an open interstate highway, hunters in the field, or boaters on open water. However, the canyons created by tall buildings in urban areas often mask the signals from the GPS satellites—signals that are needed for accurate navigation. Dense foliage, bridges, underpasses and other obstacles also interrupt reception to degrade the performance of GPS-based equipment such as navigation and automatic vehicle-locating systems. That often limits the ability of some key users who must work in an urban environment to obtain maximum benefit from GPS. That includes law enforcement, EMS (emergency medical service) providers, taxi operators, delivery services, and ordinary motorists with on-board navigation systems.

To combat that, Motorola is now offering its *Oncore* series of GPS receivers, which are designed to eliminate these problems. Available in *Oncore* and *GT Plus Oncore* versions, both feature an eight-channel GPS receiver that can track the eight best-available satellite signals. (Eight is the maximum number of GPS satellites that can typically be viewed and tracked simultaneously.) Software in the new receivers needs less than a second to re-acquire a lost signal and has the ability to memorize height so it can determine a position using only two signals.

The new receivers are capable of performing a "hot start" in less than 15 seconds and a "cold start" in less than 90 seconds. If the GPS signal is interrupted, for example, when the vehicle passes under a bridge or travels along an underpass, position data is re-acquired in less than a second. That is especially important when GPS is used with a digital map, for dead reckoning, or during an emergency response. The receivers



THE MOTOROLA GT PLUS Oncore GPS receiver is set up to handle differential GPS.

also come with Motorola's *Urban Canyon and Foliage* software, enabling the *Oncore* receiver to operate in locations that previously had poor GPS reception—such as in the center of a city. The *GT Plus Oncore* is set up to handle Differential GPS.

FOR MORE INFORMATION

Motorola, Inc.
Positioning and Navigation Systems Business
 4000 Commercial Avenue
 Northbrook, IL 60062-1840
 Tel: 847-714-7326
 Fax: 847-714-7324
 Web: www.oncore.motorola.com

Mobile Data Solutions Inc.
 Bar Hill Business Park
 Saxon Way, Bar Hill
 Cambridge CB3 8SL, England
 Tel: +44 1935 826451
 Fax: +44 1935 826551
 e-mail:
100307.2360@compuserve.com

Hey, Taxi!

One example of the use of the new *Oncore* receivers is in the *Mobistar* mobile radio-data communications system developed by Mobile Data Solutions Inc. located in Cambridge, England. Those systems are now in routine taxi service in London and Singapore. London's largest taxi operator, Computer-Cab, whose routes cover all of greater London, has installed these GPS-based system in some 2700 of those world-famous black cabs and plans to have them installed in 4000 cabs by the year 2000. On the other side of the world in Singapore, Citycab, one of the world's largest taxi operators, is well on its way to equipping its 3500 vehicle fleet with GPS capability. Naturally, both applications were made possible because of *Oncore's* ability to perform well in a dense urban environment.

Positioning information is transmitted to a central dispatching center, where it is viewed on a map display by



LONDON'S FAMOUS TAXIS are now fitted with the GPS-based Mobistar System.

dispatchers. Using this position data and the location of the customer, the dispatcher can send the detailed pickup information to the closest taxi to make the pickup, rather than to the cab at the top of list, which might be miles further away. The information is displayed on the screen of a compact mobile data terminal mounted on the taxi's dashboard. If the first driver declines the job, the information is automatically transmitted to the next closest available taxi. No longer are customers left waiting if the taxi is stranded in traffic in another part of London or Singapore. Taxi cab drivers are far less often greeted by "Finally, I have been waiting for a half-hour." In London, the average wait time has been reduced by 30%. Since empty cabs no longer travel across town to pick up fares, operating costs are also reduced by about 30%. In Singapore, it is estimated that 20% less time is spent communicating with cabs to simply find out where cabs are currently located.

The system can do more than just get

to customers faster. Security is enhanced since the cab's location is always known should there be a robbery or an unruly passenger. The dispatcher knows exactly where to send the police if there is a problem. The system is even equipped

with a "panic" button to summon help. Mobistar can also be used to track the location of a stolen taxi. Taxi operators in other cities like Hamburg, Paris, Toulouse, and Stockholm are working on similar systems.—by Bill Siuru **PT**

Recycling Batteries

The U.S. Environmental Protection Agency (EPA) recently certified a label proposed by the Rechargeable Battery Recycling Corporation (RBRC) for NiCd rechargeable batteries and product packaging. This is EPA's first certification of a label other than the label language required by the 1996 "Mercury-Containing and Rechargeable Battery Management Act." That Act established uniform national standards to encourage recycling certain used batteries, but it also allows EPA to approve different labels if they accomplish the same goals.

RBRC, a not-for-profit public service organization, introduced the alternative label to alleviate consumer confusion about recycling NiCd batteries. The current labels present disposal as an acceptable alternative, RBRC contends. The new label features a battery surrounded by three chasing arrows and states simply "RECYCLE." The EPA and RBRC agreed that the label must include information on where and how to recycle their used batteries. RBRC's toll-free consumer helpline, 1-800-822-8837 (1-800-8-BATTERY), is featured on the label for that reason.



THE NEW NiCd RECYCLING LABEL features a battery surrounded by three chasing arrows and "RECYCLE," along with RBRC's toll-free consumer helpline, 1-800-822-8837.

"These batteries contain cadmium, a heavy metal that can be harmful to public health and the environment if not disposed of properly," said Carol Browner, U.S. EPA administrator. "I congratulate the retail chains participating in this new recycling program and hope others will follow their example."

RBRC's program, called Charge Up to Recycle, has enlisted 20,000 retail stores and community locations nationally to serve as collection sites for used NiCd batteries. Consumers can find the locations by using the 800 number or checking the RBRC Web site: www.rbrc.com. Participating retail stores include ACE Hardware, Circuit City, RadioShack, Target, and Wal-Mart.

The organization has shown that the recycling program is financially viable, that it offers readily available battery collection points, and that the collection, transportation, and recycling of the batteries is environmentally sound. Their program is funded by more than 250 manufacturers and marketers of portable rechargeable batteries and products. All participants ship their collected batteries to INMETCO (International Metals Reclamation Company), whose recycling process is recognized by the EPA as being the "best demonstrated available technology" to recycle NiCd batteries. PT

Combined Developments Yield Secure Data Model

Fermenti Labs, together with Fred Kruggerand Associates (FKA), has announced a new security model for sensitive data based on the merging of their two technologies.

In 1984, Fermenti, of Skokie, IL, won a research-and-development contract from the Defense Advanced Research Projects Administration (DARPA) to develop a new type of memory chip for the US Government. That chip, called a Write-Only Memory (WOM for short) was heralded as the ultimate in data security. In several tests, it was found to be impossible for even the most dedicated computer "hacker" or government spy to extract the data securely held in the WOM chip.

However, further tests revealed a shortcoming with the new system: indexing of new data as it was added to the chip was, to quote one of the research scientists assigned to the project, "somewhat less than reliable." Unless that hurdle was overcome, the WOM chip seemed destined to end up on the scrap heap of technologies whose time had not quite yet come.

Enter FKA. According to spokesperson Janet Dammut, an article detailing the state of Fermenti's research in an issue of the Defense Department's (DoD) industry publication *Secret Government Contracts Quarterly* had caught the eye and imagination of the Valley Mountain, CA company's engineer, Franklin Furter. In a sudden flash of insight, Dr. Furter had a vision that proved to be solution to the WOM problem.



A RESEARCHER IS EVALUATING a medical device and an EMF security device to see if there is a dangerous interaction

Said Dammut, "The basic solution involves the implementation of an index generator as an integral part of the WOM's data-input lines. With the ability to update and sort the data index on a real-time basis, Fermenti's groundbreaking research is no longer a laboratory curiosity. The combination of our Write-Index Generator (WIG) and Fermenti's Write-Only Memory is the marriage of two technologies that can proudly take their place in the real world."

Engineering samples of the WIG-WOM will be available from both companies as soon as all Year 2000 compliance tests have been completed, which is estimated to be around April 1. PT

The Beat Goes On

As electronics components become smaller and smarter, they allow development of increasingly sophisticated pacemakers, implantable defibrillators, and other medical devices that improve the quality of life for many patients. At the same time, growing concern about theft from retail stores has led to widespread use of electronic article surveillance systems that generate fields of electromagnetic energy while in use. Those electromagnetic fields can potentially interfere with these sensitive

medical devices, causing concern for retail customers.

To help manufacturers of both types of equipment understand—and help prevent—these potentially harmful interactions, researchers at Georgia Tech have established the EAS/Medical Device E3 Team Center. At the center, both types of devices can be tested together. For more information, visit their Web site: www.gtri.gatech.edu/res-news/E3TEST.html. PT

Drilling For Tomorrow

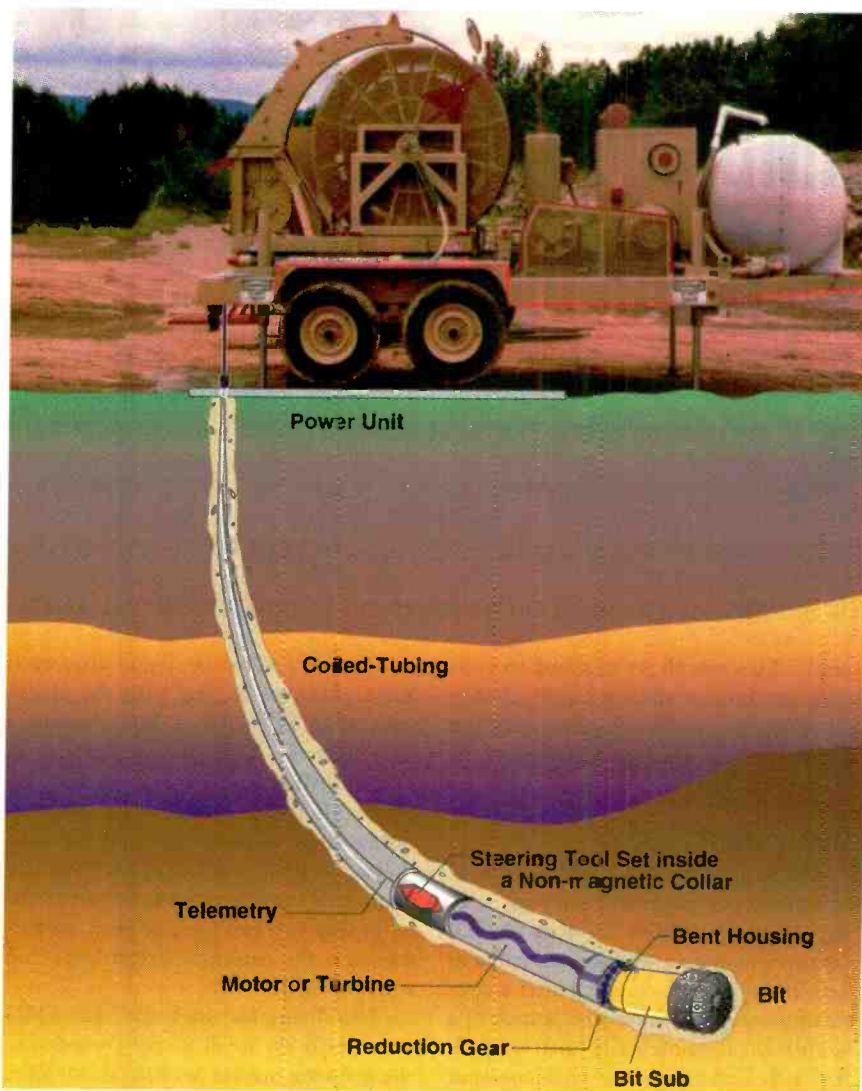
Researchers at the DOE's Los Alamos National Laboratory are currently testing new microdrilling technology that may revolutionize the way underground resource exploration is carried out in the 21st century. The technology may one day be used on space missions for boring "microholes" in planetary bodies.

The technology consists of a standard mining drill bit and oil field drillout turbine attached to a one-inch steel coil. (Today's production well drills can be anywhere from six inches to more than a foot in diameter.) The steel coil is wrapped around a tubing reel that can hold thousands of feet of coil. It is part of a drilling system that ultimately will occupy a space roughly 1/20th that of a typical rig, said Jim Albright, leader for Los Alamos' Geoengineering Group. Placed through an injector wellhead, the coil then begins drilling holes less than two inches in diameter. The steel coil is flexible enough to drill holes at various angles. He added the new rig costs about 90% less than a conventional rig. Albright also said microdrilling saves even more because it requires only about a barrel of fluid per 1000 feet of drilling instead of 40 barrels of fluid per 1000 feet.

As a complementary part of this project, the researchers, in collaboration with U.S. industry, also are developing miniature seismic instrumentation packages that can be placed inside the microholes for data gathering. As electronic circuitry continues to shrink, according to Albright, microdrilling may become the preferred tool for placing other sensors deep underground to perform an array of data-gathering activities, including monitoring soil contamination and underground nuclear testing.

This technology is undergoing testing, boring through volcanic rock or tuff, on Fenton Hill, a site near Los Alamos. Several major oil companies are contributing financial or technical support. The DOE is also contributing money toward the development of a microhole drilling infrastructure.

"We need to make sure that the technology can be used across different types of sedimentary rock and that the drilled



LOS ALAMOS' MICRODRILLING system drills holes that are less than two inches in diameter and can drill at various angles.

holes remain stable and don't cave in. After all, the holes being drilled are less than two inches wide," Albright stated. Researchers hope to drill down to a target depth of 6000 feet within the next three to five years.

PT

DVD Rewinder

U.S. Less, a Singapore developer, manufacturer, and distributor of accessories for home electronics, announced the availability of the DVR, a stand-alone rewinder for DVD discs. According to the company's press release, "Using the DVR to rewind your movie after watching it will reduce the amount of stress placed on the DVD

drive's mechanical components. Those components, including the motors, gears, and belts, will prevent the expensive unit from suffering premature breakdown due to excessive use."

The DVR joins U.S. Less's similar rewinders for video discs and audio CDs. No suggested retail price was available at press time. First units are expected to reach the market by April 1.

PT



AMD and Cyrix Challenge A Giant

LAST MONTH WE TOOK A LOOK AT INTEL'S PLANS FOR THE COMING YEAR, REVEALING SOME OF THAT CORPORATION'S PROCESSOR ROAD MAP. WE ALSO INTRODUCED THE BASICS OF SUPERSCALAR ARCHITECTURE AND 3-D PROCESSOR ENHANCE-

ments. This month we're going to continue our look at the constantly changing processor market by examining the offerings of two of Intel's biggest competitors: AMD and Cyrix.

AMD'S BEST YEAR?

Thanks to its K6-2 with 3DNow! advertising campaign and discount pricing, Advanced Micro Devices (AMD) has become quite a well-known name in the CPU marketplace. Even after a couple of missteps, including its launch of a Mobile K6 for notebooks that was riddled with heat and power problems (not to mention the fact that AMD couldn't make enough to satisfy its two licensed laptop vendors at the time), AMD has managed to keep on releasing chips.

It's safe to say that AMD is a company with two main goals: Provide high-performance CPUs and provide them at a cheaper price than Intel. To determine if it's been successful you have to consider what it is AMD is providing for the consumer dollar.

In terms of raw computing horsepower, AMD CPUs always fall behind those of Intel in benchmark testing. At the time of this writing, the K6-2 is the most advanced AMD chip. However, whenever we've benchmarked a K6-2 side-by-side with an identical clock-speed Pentium II, the latter always outperforms the AMD chip (even with the K6-2's 64K of L1—Level 1—cache, which is twice the L1 memory of PII).

On average, we've found that each K6-2 performs on par with the clock-generation PII below it. For example, a 333-MHz K6-2 performs about as well as a 300-MHz PII. On the plus side, the price difference between the chips is rather large. That means that for your dollar you tend to get more performance from AMD products—you're just limited in that you can't get as great performance as the currently fastest Intel chip with any AMD CPU.


This "bang for the buck" that AMD provides is no small nicety considering the growing market for sub-\$1000 PCs.

But are you really getting a product that's just as good as an Intel offering?

Currently, there are still *very few* companies planning on supporting the 3DNow! technology found in K6-2 processors. As we mentioned last month, Intel's Katmai instruction set has a tremendous amount of support from software manufacturers. For those who want to be able to run just about any program that will be hitting stores this spring and summer, a new Intel machine is a sound, though more costly, investment.

While AMD seems to be a "full length" behind Intel in the processor race, being number one in its market should be the focus of every company's plan, and AMD is no exception. It believes that this year will be a crucial one in achieving that goal.

Most notably, the company's working on a project called Sharptooth, which is expected to be released soon (possibly by



THE AMD K6-2 RAISED THE BAR for Intel competitors, getting closer to PII performance than any other CPU. AMD hopes to close the speed gap even more with its coming K6-3 and K7 chips.

the time you read these words) as the K6-3. This is basically a K6-2 processor with 3DNow! technology, but with an "extra-large" L2 (Level-2) cache as well. The reason we used quotes just there is the company has devised an unusual cache scheme. While the chip will have an internal L2 cache, the CPU could be plugged into a motherboard with another L2 cache. This external L2 will become an L3 (Level-3) memory. It's an interesting idea, and one that should bring at least 1MB of "secondary" cache to the average desktop. The new K6-3 is expected to launch with a maximum speed of 450 MHz.

Also this year, AMD plans to release a totally new chip—the K7. Raising the ante a bit, the chip is scheduled to come out in a 500-MHz version by the end of the summer. It's not clear what its L2 cache design will be, as AMD's details are still a bit sketchy.

For those who weren't with us last month, we introduced the concept of the trace-size manufacturing process. The concept here is simple: the tinier the internal chip traces, the faster and more efficient the processor. The current industry standard is a 0.25-micron process, and the first version of the K7 will stick to it. During the second half of 1999, though, AMD plans on releasing a 0.18-micron version.

With the K7 chip, AMD will have to shift its marketing strategy slightly. The new chip will not be much cheaper than those from Intel when you take into consideration the supporting motherboard cost increase. This is because K7 has to move to a slightly pricier bus platform (the one used in Alpha machines). This Slot A design is expected to be able to accommodate up to 200-MHz bus speeds;



CYRIX'S MII IS A SUPERSCALAR PROCESSOR that's becoming a popular choice for sub-\$1000 and even sub-\$800 PCs. Just watch for the number on the chip—it refers to a performance rating and not an actual clock speed in MHz.

not bad considering Intel's fastest bus speed by the summertime should be about 133 MHz. It hasn't been determined yet if K7 machines really will launch at the 200-MHz bus speed, though.

All K7 chips will contain the vendor's 3DNow! technology, which will make the chip perform very well when running applications designed to take advantage of the instruction set. However, as we mentioned earlier, considering the number of vendors that plan on first supporting Intel's Katmai set and maybe adapting to fit 3DNow!, we're just not certain how useful 3DNow! will be to high-end users.

Intel has more than 80 percent of the CPU market share right now, making it difficult and expensive for "little" software developers to work on code that can only be used by a small percentage of computers for sale. This coming year, AMD hopes to make the market more of a 70-to-30 battleground, which could convince more programmers to write 3DNow! code.

As a final push to compete head-to-head with Intel, which is working on a new chip code-named Coppermine, AMD engineers are working on the use of copper-interconnect technology in their 0.18-micron designs. That new method of chip manufacturing could provide a significant speed boost (it could make a 500-MHz chip act like a 550-MHz one, for example) while keeping costs down. Copper might not hit AMD chips until next year, though. By then, the company might be using cop-

per-interconnect technology to help their CPUs reach a gigahertz.

CYRIX TRYING TO KEEP AFLOAT

They're trying. Their chips are appearing in plenty of sub-\$1000 and even sub-\$800 PCs. But can Cyrix compete?

Readers of this magazine may be familiar with Cyrix because it is a National Semiconductor company (*i.e.*, Cyrix was acquired by National). But as diverse and impressive as National is, Cyrix is not exactly a top-notch branch: The CPU manufacturer's forte has been the production of low-price, low-performance CPUs.

The newest chip available from Cyrix is the MII. Like the K6-2, the MII has a 64K L1 cache, two pipelines for multiple transactions (making it superscalar like Pentium II), and the MMX instruction set. Like the Pentium II, it can handle multi-branch predictions of which commands the CPU will need, and it can even handle out-of-order completion of those commands.

Unfortunately, even though the MII has a large L1 cache and PII-like architecture, it doesn't come even close to performing as well as a PII. In fact, it benchmarks slower than even a similar-clock speed Celeron (which is a PII with only 128K of L2 cache, compared to PII's 512K).

Part of the reason for that performance hit is the lack of an integrated L2 cache in the MII. The other reason is that Cyrix does not label its chips with a real clock speed. They use a PR number, which stands for "performance rating." That number represents what clock speed Cyrix *thinks* the chip performs like.

To illustrate, let's look at the fastest MII, the 400PR chip, which should be in stores by the time you read this (at press time, Cyrix had a late February release in mind). The 400PR could actually be a 333- or 366-MHz chip.

What we don't particularly like about the PR rating is that the processor market is getting muddy, and Cyrix does not even specify which type of 400-MHz processor is being compared to its newest chip. Considering that our benchmark tests showed that a 300PR MII doesn't perform as well as even a 300-MHz K6 (K6-2's much slower predecessor), we're not sure the company's strategy is a sound one.

(continued on page 56)

VENDOR INFORMATION

AMD (Advanced Micro Devices)

One AMD Pl.
P.O. Box 3453
Sunnyvale, CA 94088-3453
Tel: 800-538-8450
Web: www.amd.com

Cyrix

2703 N. Central Expwy.
Richardson, TX 75085-0118
Tel: 800-848-2979
Web: www.cyrix.com

Intel Corp.

2200 Mission College Blvd.
Santa Clara, CA 95052-8119
Tel: 408-765-8080
Web: www.intel.com

RETAILERS THAT SELL OUR MAGAZINE EVERY MONTH

California

California Electronics
221 N. Johnson Ave.
El Cajon, CA 90202

Ford Electronics
8431 Commonwealth Ave
Buena Park, CA 90621

All Electronics
14928 Oxnard Street
Van Nuys, CA 91411

Gateway Electronics of CA
9222 Chesapeake Drive
San Diego, CA 92123

Mac's Electronics
191 South "E" Street
San Bernardino, CA 92401

Electronics Warehouse
2691 Main Street
Riverside, CA 92501

Orvac Electronics
1645 E Orangethorpe Ave.
Fullerton, CA 92631

Sav-On Electronics
13225 Harbor Blvd.
Garden Grove, CA 92643

JK Electronics
6395 Westminster Blvd.
Westminster, CA 92683

Kandarian Electronics
1101 19th Street
Bakersfield, CA 93301

Whitcomm Electronics
105 W. Dakota #106
Clovis, CA 93612

Minuteman Electronics
37111 Post St., Suite 1
Fremont, CA 94536

HCS Electronics
6819 S. Redwood Drive
Cotati, CA 94931

Halted Specialties Co.
3500 Ryder Street
Santa Clara, CA 95051

Metro Electronics
1831 J Street
Sacramento, CA 95814

HSC Electronics
4837 Amber Lane
Sacramento, CA 95841

Colorado

Gateway Electronics of CO
2525 Federal Blvd.
Denver, CO 80211

Centennial Electronics
2324 E. Bijou
Colorado Sps., CO 80909

Connecticut

Cables & Connectors
2198 Berlin Turnpike
Newington, CT 06111

Electronic Service Prod.
437 Washington Avenue
North Haven, CT 06473

Florida

P. Benavides Corp.
3900 NW 79 Ave. Suite 600
Miami, FL 33166

Georgia

Normans Electronics Inc.
3653 Clairmont Road
Chamblee, GA 30341

Illinois

Tri State Elex
200 W. Northwest Hwy.
Mt. Prospect, IL 60056

Maryland

Mark Elec. Supply Inc.
5015 Herzel Place
Beltsville, MD 20705

Amateur Radio Center
1117 West 36th Street
Baltimore, MD 21211

Massachusetts

U-Do-It Electronics
40 Franklin Street
Needham, MA 02194

Michigan

Purchase Radio Supply
327 East Hoover Avenue
Ann Arbor, MI 48104

Norwest Electronics
33760 Plymouth Rd.
Livonia, MI 48150

The Elec. Connection
37387 Ford Road
Westland, MI 48185

Elec. Parts Specialists
711 Kelso Street
Flint, MI 48506

Minnesota

Acme Electronics
224 Washington Avenue N.
Minneapolis, MN 55401

Missouri

Gateway Electronics of MO
8123-25 Page Blvd.
St. Louis, MO 63130

New Jersey

Lashen Electronics Inc.
21 Broadway
Denville, NJ 07834

New York

LNL Distributing Corp.
235 Robbins Lane
Syosset, NY 11791

Unicorn Electronics
Valley Plaza
Johnson City, NY 13790

Ohio

Philcap Electronic Suppliers
275 E. Market Street
Akron, OH 44308

Oregon

Norvac Electronics
7940 SW Nimbus Avenue
Beaverton, OR 97005

Texas

Tanner Electronics
1301 W Beltline
Carrollton, TX 75006

Mouser Electronics
958 N. Main Street
Mansfield, TX 76063

Electronic Parts Outlet
3753 B Fondren
Houston, TX 77063

Computers Electronics Etc.
110 E. Medical Center Blvd.
Webster, TX 77598

**If you'd like to sell our magazine in your store,
please circle 210 on free information card
or
Contact Gina Gallo at (516) 293-3000 ext 223**

LEARN TO RELAX WITH A BRAINWAVE SYNCHRONIZER


JAMES MELTON

Have you ever been mesmerized by a candle or a fireplace flame? Perhaps you've been traveling down a highway with the sunshine and the trees aligned so that you experience a rapid "picket-fence" effect from the alternating bright and dark areas. Maybe you've felt either somewhat nauseous or very distracted by flashing lights.

Those effects come from the tendency of your brain to "synchronize" with the input presented to it. From the earliest days of brainwave study, researchers have known that your brain responds measurably to external stimuli. As with any waveform, brainwaves have a frequency. Further, specific ranges of frequencies correspond to certain states of consciousness. See Fig. 1.

For example, brainwave activity at 12 Hz and above is called the "beta" state. That state is generally recognized as the "awake" state; it is probably (hopefully!) the range that your brain is operating in right now as you read this article. Activity from 7 to 13 Hz is called the "alpha" state. In that state, you are usually relaxed. Sometimes you are in a trance-like state or just beginning to fall asleep, or perhaps you are still alert.

The 4- to 8-Hz range is the "theta" range that is associated with deep meditation, creativity, and dreaming. Below 4 Hz, you are in a deep, dreamless sleep or other profound state. In all of the available literature, the above frequencies represent the areas that have been



Put yourself into an "altered state" of restful calm with this simple device. Whats more, you can save your favorite sessions and share them with others.

studied. Obviously, each individual has specific frequencies or ranges of frequencies that correspond to their own brain functions.

Learning more about brain functions, and more specifically about

how your brain functions, is surprisingly easy. For example, you can perform several interesting experiments with equipment that you can build yourself. One such piece of equipment is the Visual Brainwave Synchronizer that is presented here. It will let you experiment with various combinations of frequencies, which are recorded on a cassette tape. When the tape is played back, light-emitting diodes in a set of light-proof goggles are flashed in front of your eyes. That stimulates your brain into the frequency at which the LEDs are flashing. You can modify the "program" to suit your needs. Since the program is stored on a tape, you can save a successful session and make copies for others.

Theory Of Operation. The Visual Brainwave Synchronizer is a two-chip circuit that includes a tone-burst generator and a decoder. The basic signal produced is a 50% duty-cycle burst of a 1000-Hz tone that is switched on and off at a frequency of 2-20 Hz. Those bursts of tone are recorded on a cassette. A simple control varies the low-frequency part of the signal; the user sets the signal frequencies to synchronize with the desired brainwave frequency.

After recording a "program" on the cassette tape, the tape is played back into the Visual Brainwave Synchronizer. The incoming pulses are converted back to electrical pulses that flash a set of LEDs that are installed in a set of goggles. Since the pulses are at the

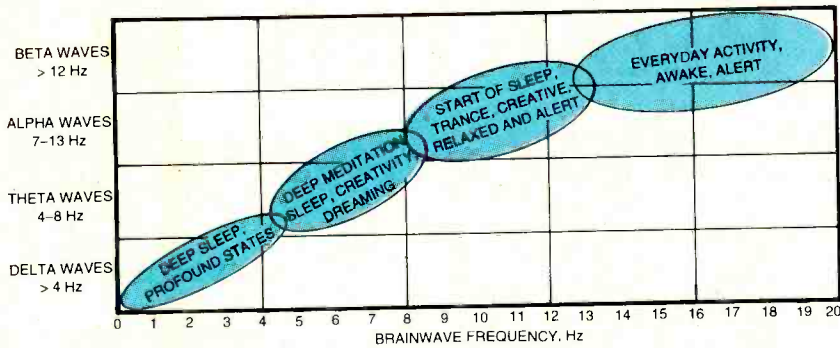


Fig. 1. The human brain generates frequencies of electrical activity. Those frequencies are a direct indication of our mental state.

same frequency as the recording, the user simply puts on the goggles, sits in a comfortable chair, and lets the pulses of light enter his or her eyes—which can be either open or closed. The stimulation of the optic nerves induces the brain to synchronize to the LED frequency. The light in the goggles is kept at a reasonable level, and the output is modulated (reduced) during the incoming pulses.

If you are working with a partner, it is possible to connect the output of the tone-burst generator directly to the input of the decoder. That will let you control the frequency of the flashing LEDs directly from the control box. There are two drawbacks to that mode of operation if you are experimenting on yourself. First, it becomes very distracting to have to pay attention to the control knob while you are trying to relax. Second, it is possible that you might relax so far that you would actually fall asleep while the stimulator was at a very low setting. You would then become stranded in that state until you were "rescued." Having a cassette tape of your session not only ends the session when the tape runs out, it also lets you repeat a "good" session or make copies for other people to use.

Circuit Description. The schematic diagram of the Visual Brainwave Synchronizer is shown in Fig. 2. The tone generator portion of the circuit is made up of two separate oscillators from IC1, a quad NAND gate. Two of the gates, IC1-a and IC1-b, form an oscillator that operates in the 2- to 20-Hz range. The frequency of the oscillator is set by R12. Note that R2 is in series with

R12, so that there is always some resistance in the feedback path of the oscillator. The other two sections form a similar oscillator that runs at 1000 Hz. The output of the low-frequency oscillator is fed to pin 8 of IC1-c on the high-frequency oscillator; that arrangement turns the 1000-Hz oscillator on and off.

The output of the 1000-Hz oscillator is fed through current limiter R5 and voltage limiter D1 and D2. The conditioned signal is fed through J2 to the microphone input of the cassette recorder. That output is set to be at about 0 dB into a line-level input.

The tone-decoder portion of the circuit is fed from the speaker output of the cassette recorder into J1. The input signal is coupled into an 8-ohm to 25,000-ohm audio transformer. The output of the transformer is grounded on one side and fed directly into the base of Q1. That transistor serves a dual function of rectifying the incoming signal and grounding R11; the result is a 1000-Hz signal with a 50% duty cycle. That signal is fed into IC2-a.

The output of IC2-a is a buffer that feeds the rest of the inverters. Each remaining inverter drives the LEDs with current-limiting resistors.

Construction. The circuit for the Visual Brainwave Synchronizer can be built on a perfboard using standard construction techniques or on a single-sided PC board. If you want to use a PC board, a foil pattern has been included here. As an alternative, an etched and drilled board is available from the source given in the Parts List.

If you've purchased a PC board or etched one from the foil pattern, the parts-placement diagram in Fig.

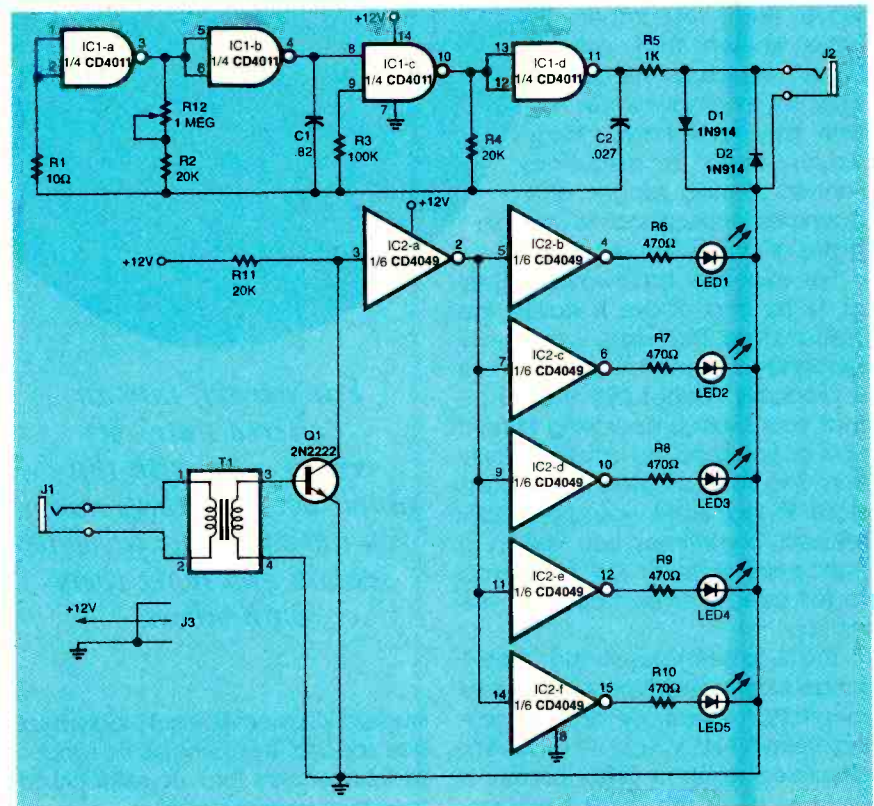


Fig. 2. The Visual Brainwave Synchronizer is actually two separate circuits: an encoder that generates low-frequency bursts of 1000-Hz pulses and a decoder that takes an input and flashes a set of LEDs.

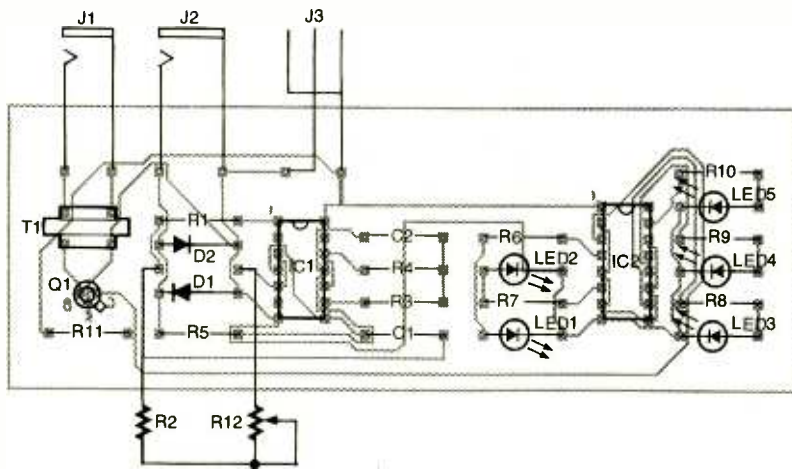


Fig. 3. The layout of the Visual Brainwave Synchronizer's PC board is clean and neat. The LEDs are mounted on a set of goggles and are connected to the board with a cable.

3 can be followed when building the board.

Transistor Q1 can be either a metal can or plastic. The pinouts for the two types of packages are not the same, so be aware of that; make sure that you get the leads in the correct holes.

The LEDs are not attached to the PC board; they will be mounted to a set of goggles. You can use any type of goggles. The author's prototype used eye protectors that can be found in most hardware stores. Drill appropriate holes for the LEDs. Two of them should be centered close to the location of your eyeballs on each side, one goes in the middle of the goggles, and the last two are placed on each side near the outside of the goggles; the construction details can be seen in Fig. 4. Use Duco cement to glue them in place. Red LEDs work well; that color will penetrate your eye-

lids even when your eyes are closed. Although the prototype used a yellow LED in the middle position, it does not seem to affect operation.

After you make the goggles, spray paint them on the outside with some dark color paint; blue, black, or brown work well. The idea is to make sure that you cannot see any outside light. One method that did not work very well is the use of a black permanent-marker pen; it did not produce a good coverage. One thing to beware of when painting the goggles is that a thick coat of paint could dissolve the goggles. Several light coats are always better than one thick one.

The goggles are wired to the PC board with a six-conductor cable. Since all of the LEDs share a common ground, one wire can be used for the ground. Use a cable tie through a pair of holes in the gog-

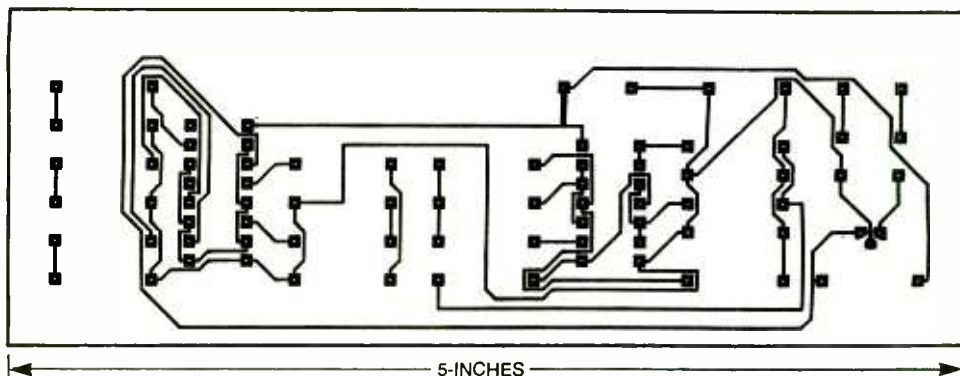
gles to hold the end of the cable securely in place.

As an alternative to J1-J3, the cables that are connected between those jacks, the cassette recorder, and the power supply can be permanently wired in. For example, a 12-volt DC transformer can be wired directly to the PC board in place of J3. Similarly, audio cables that end in suitable plugs for the cassette recorder's microphone and output jacks can be wired in place of J1 and J2.

If a mono cassette recorder is used, the signals do not have to be split or combined between stereo channels. If you are going to use a stereo recorder, link both channels together for J1 and J2. For J1, be sure that you are wiring the ground for both channels together; if you cross the output wires, the signals will cancel each other out.

Figure 5 shows the completed Visual Brainwave Synchronizer control box. Any appropriate case can be used; the author's prototype used a computer "A-B" port selector enclosure. That type of case is already drilled in its front panel with a suitable hole for mounting R12.

Calibration. After you build the Visual Brainwave Synchronizer, you will have to calibrate the device. This calibration procedure is the hardest part of the operation, since the oscillator circuit does not behave in a linear fashion. The audio-taper potentiometer specified for R12 helps make the oscillator a little more linear, but in general, you will have to calibrate using either a frequency counter or by actually counting the pulses. The general rule of thumb is that for a potentiometer with a 270° rotation, the markers should be spaced about 18 degrees apart. The general arrangement for the potentiometer marks is shown in Fig. 5. As you will be experimenting and testing the unit against your specific results, absolute accuracy is not needed as long as your results are repeatable.



Here's the foil pattern for the Visual Brainwave Synchronizer. The circuit fits easily onto a single-sided PC board.




Fig. 4. The goggles have the LEDs mounted to them in a straight line. The goggles are painted a dark color to block out all light.

counter, the cleanest signal is on pin 8 of IC1. That signal is a 12-volt squarewave; it should be the easiest for a frequency counter to read. If you do not have a frequency counter, you will need to count the pulses by eye. The following procedure describes how to do that:

- Connect the output of J2 to the input of J1. That will make the goggles flash in time to the frequency.
- Set R12 to its lowest setting.
- Count the number of pulses you see in a 10-second time period.
- Divide that number by 10.
- Mark that number on the dial at R12's position.
- Move R12 to speed up the oscillations a little, and repeat the process.

If you move the dial in regular

increments, you will be able to count the pulses until it gets to about 12 Hz. At that point, the human eye begins to see the pulses as a continuous light. Since the main frequencies that you are interested in are lower than that frequency, calibration to that frequency should not present a problem in using the unit; the higher frequencies can be simply marked as shown in Fig. 5.

Making a Tape. Connect the power supply to a 120-volt AC power source and J2 to the microphone input of a cassette recorder. Set R12 to about 15 Hz. Begin recording the pulses.

Change the frequency according to your wishes. A suggestion is to make a tape that starts at 15 Hz, slowly drops to 2 Hz, and then goes back to 15 Hz. When that tape is played back, you can make notes

PARTS LIST FOR THE VISUAL BRAINWAVE SYNCHRONIZER

SEMICONDUCTORS

- IC1—CD4011 quad NAND gate, integrated circuit
- IC2—CD4049 Hex inverter, integrated circuit
- Q1—2N2222 NPN transistor
- D1, D2—1N914 silicon diode
- LED1—LED5—Light-emitting diodes, red

RESISTORS

- (All resistors are 1/8-watt, 5% units, unless otherwise noted.)
- R1—10-ohm
 - R2, R4, R11—20,000-ohm
 - R3—100,000-ohm
 - R5—1000-ohm
 - R6—R10—470-ohm
 - R12—1-megohm potentiometer, audio taper

CAPACITORS

- C1—0.82- μ F, Mylar
- C2—0.027- μ F, Mylar

ADDITIONAL PARTS AND MATERIALS

- J1, J2—1/8-inch subminiature audio jack
 - J3—Coaxial power jack
 - T1—600-ohm/25,000-ohm miniature audio transformer (Mouser 42TM017 or similar)
 - Case, 12-volt DC power supply, wire, hardware, etc.
- Note:** The following is available from: James Melton, 2747 Wentworth Drive, Grand Prairie, TX 75052: A complete kit of all electronics parts and PC board, \$79.95 plus \$3.00 for shipping and handling. Texas residents must add appropriate sales tax.



Fig. 5. The completed Visual Brainwave Synchronizer fits nicely into a computer port switchbox. The switchbox's knob can be recycled for turning R12.

concerning what frequencies are best for you. It takes two people to do that—one to experience the effect and another to make note of the time and the feeling of the person under test.

The tape obviously can be any length, but 30 minutes seems to be a reasonable length of time for a session.

Playing the Tape. Connect the output of the cassette recorder to J1 and begin playback. You will have to adjust the output of the recorder until you see the LEDs flashing in the goggles; that is all that is needed. Note that the LEDs can be either completely on and off or always on

BrainWave Synchronizer

Made in USA

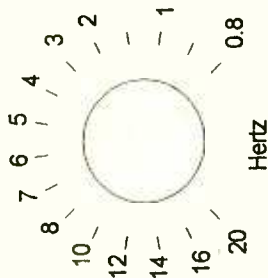


Fig. 6. Here is a front-panel layout for the Visual Brainwave Synchronizer. The actual calibration marks might be in slightly different positions on your unit due to manufacturing tolerances in R12, but in general they will be very close to these positions.

and modulated slightly; that depends on the recorder's playback-noise level and power-supply noise. In either case, the effect will be the same.

Many contributions to the advancement of science start out as an idea that seems either very simple, very farfetched, or a combination of the two. There are numerous accounts of important discoveries that have been made in the homes or garages of experimenters. It is possible that the Visual Brainwave Synchronizer will help you understand more about yourself and how your brain works. Good luck with your experiments. Ω

Books that Bridge Theory & Practice

Many electronics enthusiasts discovered that the bridge from classroom theory books to hands-on project building is difficult to span at times without a handy pocket guide. Even the equipment manual to operate a gadget often makes things murkier rather than clearer. A compact text authored by a seasoned expert with hands-on knowledge and a knack of writing in an easy-to-understand style is many times more valuable than the price of ponderous theory and equipment manuals or the parts for a project that could be damaged. Here's a sampler of some titles you may want to own!

ELECTRONIC HOBBYIST DATA BOOK—The info you need to transport you from the schematic diagram to project parts. Pin-outs, color codes, truth tables, parts parameters, etc. **Order BP396— \$10.99 Includes S & H**

PRACTICAL INTRODUCTION TO SURFACE MOUNT DEVICES—A technology that spun off the automated assembly line into the grasp of experimenters and project builders. **Order BP411— \$9.99 Includes S & H**

THE INTERNET AND THE WORLD WIDE WEB—The most difficult part of the Internet is its mystery. Erase the mystery and you'll become the super surfer with a little help from this book. **Order BP403— \$10.99 Includes S & H**

PRACTICAL OSCILLATOR CIRCUITS—If your budding project requires an oscillator, you can design it and build it from the many types described here in a hobbyist-friendly style. **Order BP393— \$9.99 Includes S & H**

EASY PC INTERFACING—Hot shot Pentium computers to the lowly XT slow poke can interconnect to the outside world to sense and/or control events governed by simple writeable software and simple home-brew projects. **Order BP385— \$9.99 Includes S & H**



BP396

BP411

BP403

BP393

BP385

Electronics Technology Today Inc. Number of books ordered

P.O. Box 240

Massapequa, NY 11762-0240

Amount enclosed \$

Please send me the following book(s) that I checked:

- BP396— Electronic Hobbyist Data Book— \$10.99
- BP411— Practical Introduction to Surface Mount Devices— \$9.99
- BP403— The Internet and the World Wide Web— \$10.99
- BP393— Practical Oscillator Circuits— \$9.99
- BP385— Easy PC Interfacing— \$9.99

All above prices include shipping and handling.

Name/Company

Address Apt.

City State ZIP

Sorry, no orders accepted outside the USA and Canada. All payments must be in US funds! NY state residents must include local sales tax. Allow 6-8 weeks for delivery.

April 1999, Electronics Now

33

BUILD A STEP ATTENUATOR

Increase the accuracy of RF measurements with this useful workbench accessory.

As any radio engineer, technician, or hobbyist will tell you, the heart of any radio-frequency (RF) circuit is some form of tuned circuit. Examples of that include antennas and filters. Unless those tuned circuits are adjusted correctly, any radio or RF device becomes about as useful as a winter coat on a warm summer day.

You might have just built an RF circuit, repaired a radio, or maybe you've tried to troubleshoot a non-working receiver. Are those IF (intermediate-frequency) transformers set properly to give the right bandpass? Will that filter provide enough rejection to eliminate unwanted signals?

If you need to be able to take readings of tuned circuits, filters, antennas, and other radio-frequency equipment, then the step attenuator presented here is the perfect addition for your workbench. With the ability to set precise 1-dB steps of attenuation, the unit is an easy way to answer all of your questions.

Step Attenuators in Use.

Let's take a look at a bandpass filter that might be used in a shortwave radio. A typical circuit might be designed like the schematic diagram shown in Fig. 1. With the values shown, that circuit should be able to pass any signal between 5.95 MHz and 6.6 MHz in the 49-meter band; any signals outside those limits should be rejected and not pass through. If everything is aligned properly, the response of the circuit should be similar to the

JOHN PIVNICHNY

graph shown in Fig. 2. Notice that the filter has two end sections that are tuned to the center of the passband and two rejection circuits in the center. Rejection circuit L1/C2 is tuned below the passband while L2/C3 is tuned above. Those rejection circuits produce the deep notches in the passband.

If you are building or aligning that circuit, one approach would

Connect it back together and what do you have? Theoretically, you should have an aligned and properly working bandpass filter. However, if anything was disturbed or reconnected incorrectly, all of your work was for nothing. To be sure, let's check it and find out.

You will need an RF-signal generator with a 50-ohm output that covers the frequency range of the filter (at least 6.6 MHz in this case), a step attenuator, and an RF meter with a 50-ohm input. The RF meter does not have to be calibrated; it

will be used to compare the level of two signals. Various commercial RF meters are available, but they tend to be

too expensive for the home workshop. Alternatives are to borrow one, purchase a used unit, or build one yourself. In the event that you want to try building your own, plans have been published in various magazines over the years; a suitable unit is the author's "dBm

Meter" that was published in the November, 1995 issue of **Electronics Now**.

The equipment is set up as shown in Fig. 3. Set the signal generator for a continuous signal with no modulation to the center of the passband. Set the step attenuator for 0 dB and note the reading on the RF meter. Now switch in 3 dB of attenuation on the step attenuator and note the reading on the RF meter. Switch out the 3-dB attenuation and then tune the signal generator lower in frequency until the RF meter has the same reading as it did when 3 dB of attenuation was



be to first isolate the end sections by disconnecting L1/C2 and L2/C3. Each end section would then be tuned to the center frequency of 6.267 MHz; a dip meter could be used for that task. The rejection circuits would also be set to their frequencies above and below the passband at 7.456 MHz and 5.267 MHz respectively.

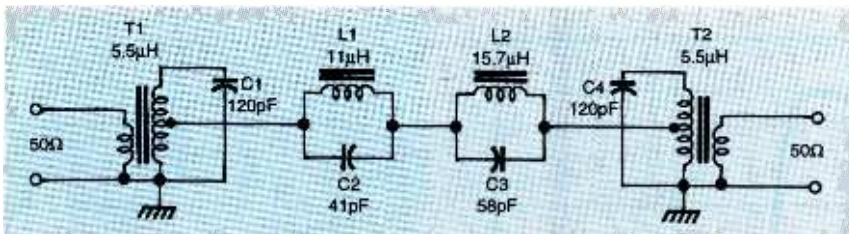


Fig. 1. This schematic diagram is a typical bandpass filter for a receiver in the 49-meter band. If you'd like to build this circuit, wind all of the inductors on T50-6 toroidal cores. Transformers T1 and T2 have a six-turn winding and a 36-turn winding with a center tap; L1 has 52 turns and L2 has 62 turns.

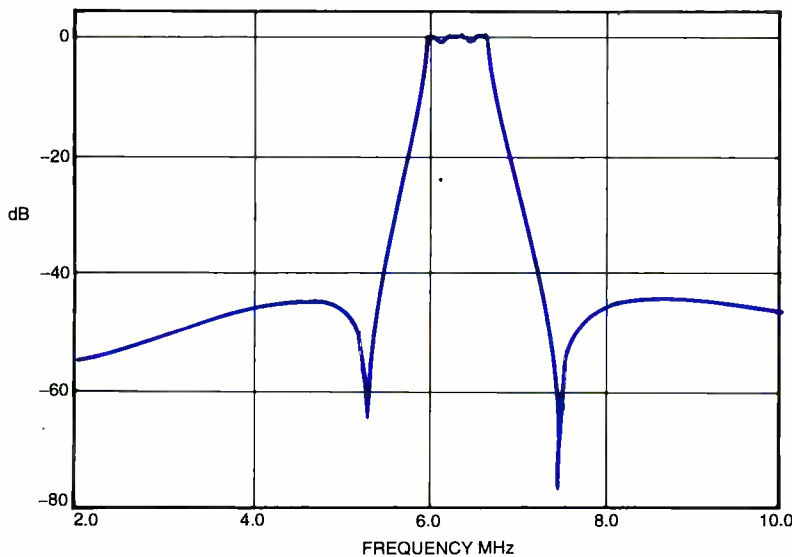


Fig. 2. The frequency response of the filter circuit in Fig. 1 has a passband between 5.95 MHz and 6.6 MHz.

switched in. That frequency will be the 3-dB down point on the lower edge of the passband. Read the frequency. A frequency counter may be helpful here, but it is not absolutely necessary if the signal generator is reasonably accurate.

Tune the signal generator up above the center frequency until the RF meter again registers the same attenuation level to get the 3-dB down point for the upper edge of the passband. Then record the frequency.

Repeat the entire procedure with 6 dB of attenuation switched in. Record the upper and lower frequencies at 6 dB down. Continue to do that with increasing steps of attenuation, such as 10 dB, 15 dB, 20 dB, 25 dB, and so on down to around 40 dB or so. From the recorded frequencies, you should be able to mark measured points on a graph similar to Fig. 2. Note that once you get past around 45 dB down on the example filter of

Fig. 1, you can get both sides of the rejection notches.

The results of the author's test on the filter circuit in Fig. 1 is shown in Fig. 4. Each dot represents one measured point. Comparing the plots in Figs. 2 and 4 show some differences. The differences between theory and reality is due to how accurately the inductances of the coils are set by squeezing or spreading the turns on the coils and due to stray coupling between the filter elements. Thanks to the

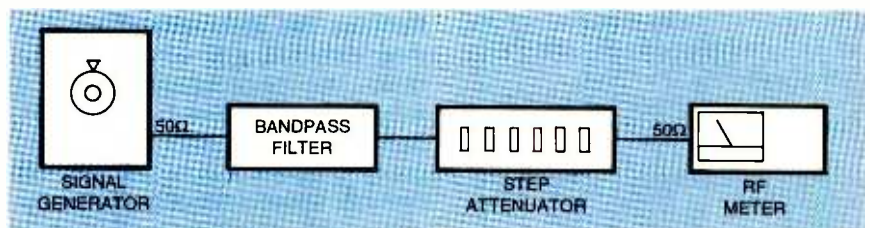


Fig. 3. To use a step attenuator to test a bandpass filter, a signal generator is connected to the circuit under test. An RF meter is connected through the step attenuator to the output of the circuit. Noting the drop in the RF meter with the step attenuator switched in gives you a power level to find the frequency that will attenuate the signal with the attenuator switched out.

step attenuator, those differences are not due to the measuring instruments.

With that example, you can see that the step attenuator is very useful for finding accurate relative-dB levels. Of course, that is only one example of the use of a step attenuator. Since step attenuators can be expensive to purchase, it is worth the effort for the home experimenter to build one. Let's take a look at how step attenuators are designed.

A Step Attenuator Circuit. The circuit for the step attenuator is shown in Fig. 5. A series of double-pole, double-throw switches, S1-S8, are wired to pass a signal directly through from J1 to J2 when they are switched in one position. In the other position, three resistors dissipate or attenuate some of the signal. The resistor values in ohms are selected to provide a specified amount of attenuation and also provide a 50-ohm match to both the input and output terminals.

Because the attenuator circuit maintains a 50-ohm match in either switch position, the circuit is designed to let several circuits with different attenuation be connected together in series. The various combinations of circuits set a particular value of attenuation. For example, attenuations of 1, 2, 3, 5, 10, and 20 dB can be combined for any value from 0 to 41 dB. Although six attenuators with the binary values of 1, 2, 4, 8, 16, and 32 dB could be used to set any value from 0 to 63 dB, it is easier to use the decimal values and just add two additional 20-dB circuits. Besides being easier to add the individual values together in one's head, all values from 0 to 81 dB in 1 dB steps can be

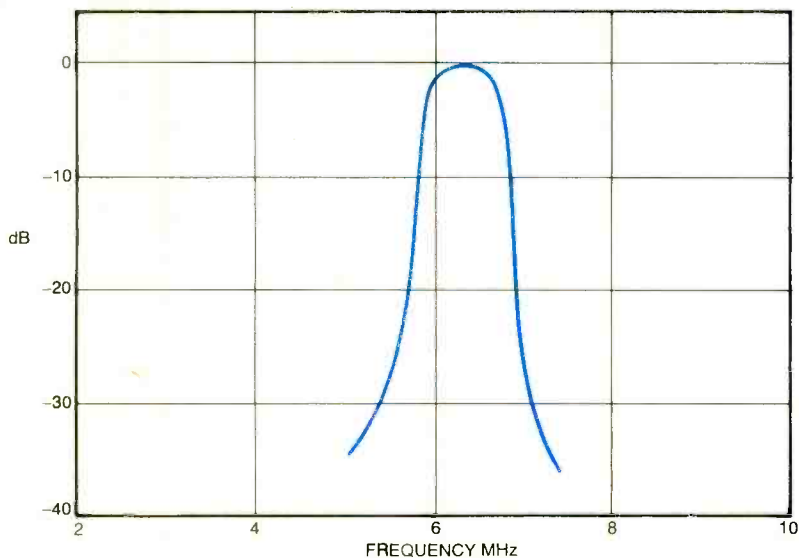


Fig. 4. Here is the plot of the circuit in Fig. 1 as built by the author. Variations between this plot and the one shown in Fig. 2 reflect variations in the circuit and what it is theoretically capable of.

set—a very useful range.

You might be wondering why we're using multiple 20-dB circuits instead of a single 40-dB circuit. If you try to attenuate too much in one circuit, you will soon find out that at radio frequencies, the

switch itself will provide some coupling from input to output, even with no resistors connected. That coupling is due to stray capacitances and inductances within the switch. The switches used in the author's prototype measured a 35-40-dB attenuation at 20 MHz before any resistors were added. Because of that limitation, 20 dB is about the largest attenuation value that should be used on any one circuit. Note that commercial step attenuators costing hundreds of dollars also have 20 dB as their largest single step.

Note that the resistor values used in the step attenuator are not the usual 5% values. Although selecting the nearest 5% value will give acceptable results, better accuracy is achieved with the 1% values shown. If you're going to make the effort of building your own unit, it makes sense to build the best instrument that you can.

Building the Step Attenuator. The step attenuator is very simple to build. The photograph in Fig. 6 shows how the layout of the components follows the schematic diagram. In general, slide switches will provide better isolation than toggle switches; slide switches are good choices if you cannot measure the isolation of any other type of switch first. A small metal box should be used to

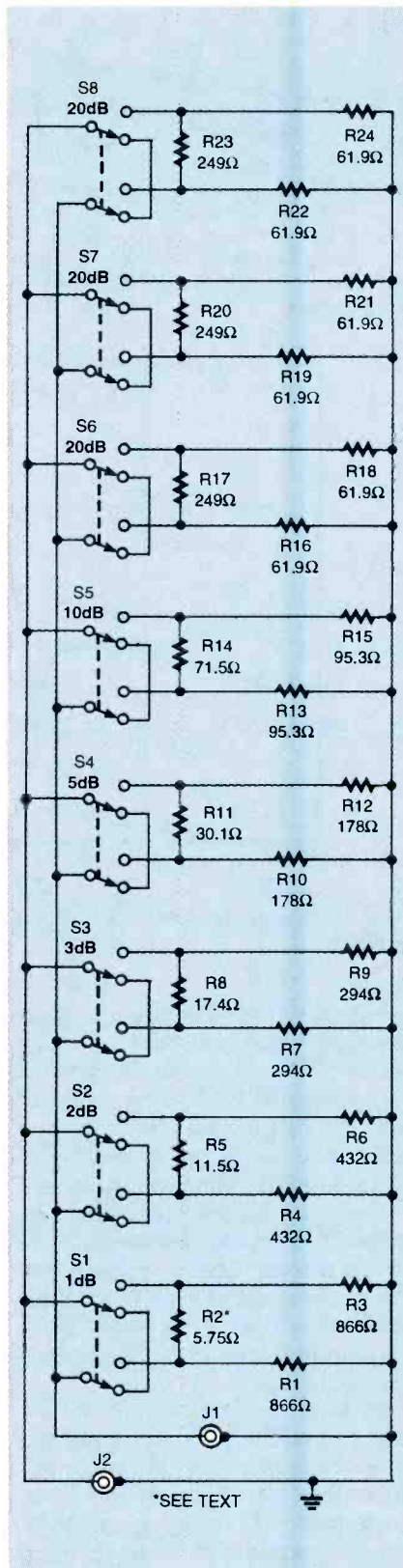


Fig. 5. The step attenuator is simply a series of resistors that are designed to add a certain amount of attenuation between J1 and J2. The resistors can be switched in and out at will to add different amounts of attenuation in 1-dB increments. Since the value of R2 is not commercially available, use two 11.5-ohm units in parallel.

PARTS LIST FOR THE STEP ATTENUATOR

RESISTORS

(All resistors are 1/4-watt, 1% units.)

- R1, R3—866-ohm
- R2—5.75-ohm (see text)
- R4, R6—432-ohm
- R5—11.5-ohm
- R7, R9—294-ohm
- R8—17.4-ohm
- R10, R12—178-ohm
- R11—30.1-ohm
- R13, R15—95.3-ohm
- R14—71.5-ohm
- R16, R18, R19, R21, R22, R24—61.9-ohm
- R17, R20, R23—249-ohm

ADDITIONAL PARTS AND MATERIALS

- J1, J2—BNC chassis-mount connectors
- S1-S8—Double-pole, double-throw slide switches

Case, wire, ground lugs, hardware, etc.

Note: The following item is available from: Unicorn Electronics, Valley Plaza Drive, Johnson City NY 13790; Tel: 607-798-0260; Web: www.unicornelex.com. A complete kit of all parts including a drilled box, \$23.95 plus \$3.50 for shipping and handling. NY residents must add appropriate sales tax.




Fig. 6. The step attenuator is a simple layout that is very similar to its schematic diagram. Since good grounding is very important to the circuit, a heavy bus bar is used for connecting together the grounded resistors.

provide an electrically shielded container; any signals will be kept from radiating outside the box. The author's prototype measures about 2 inches by 2 inches by 4½ inches.

Rectangular openings for the slide switches are cut by first drilling two 3/16-inch diameter holes; file out the remainder of the opening with a tiny square file. A drilled and filed box is available as part of a complete kit from the source given in the Parts List. Two BNC connectors for J1 and J2 should be mounted in the ends of the case.

One set of contacts on each switch needs to be connected

together with a short length of bus wire. An additional pair of bus wires is used to connect J1 to one common terminal on the switches; the other common terminals are connected to J2.

A good grounding bus will be needed to connect all of the parallel resistors together. A 14-gauge or larger bare copper wire is connected between the ground lugs of J1 and J2. Add at least two more ground lugs equally spaced along the length of the wire, and fasten them down with small screws directly to the front of the box.

Connect the resistors directly to

the switch terminals and the ground bus using the shortest lead lengths possible. The path from the end of a resistor to the bus wire should not be more than 3/4-inch. If necessary, add another ground lug to shorten the distance. Once the grounded resistors are installed, add the final resistors between the switch terminals, keeping the leads as short as possible.

A final note on the subject of resistors is the value of R2. Since that value is not a standard value, two 11.5-ohm resistors are wired in parallel; as you know, the resulting resistance of two resistors in parallel with the same value is half of the value of one of the resistors.

Once dry-transfer labels are applied to the front panel and the case is closed up, you have an accurate step attenuator. Not only can a step attenuator be used for checking the passband of IF transformers and crystal filters, it can be teamed up with a sensitive RF voltmeter to measure and compare signal levels passing through any receiver circuit including amplifiers, mixers, and tuned circuits. In short, if you work with RF, you're sure to find that a step attenuator is a useful addition to your workshop. Ω

FACTCARDS



■ ALL YOU NEED to know about electronics from transistor packaging to substitution and replacement guides. FACTCARDS numbers 34 through 66 are now available. These beautifully-printed cards measure a full three-by-five inches and are printed in two colors. They cover a wide range of subjects from Triac circuit/replacement guides to flip-flops, Schmitt triggers, Thyristor circuits, Opto-Isolator/Coupler selection and replacement. All are clearly explained with typical circuit applications.

■ WANT TO EXPAND your knowledge of electronics? Do it the easy way

by studying the Electronics Fact Cards. Do you travel to and from your job each day? Drop a handful of cards in your pocket before you leave, and the bus becomes a schoolroom! At home, you can build some of the projects and not only have fun building and using them, but learn how they work at the same time.

■ YOU'LL BE AMAZED both at how rapidly you learn with these cards, and how easy it is to understand. These new cards are available right now. Don't miss out. Send your check or money order today.

FACTCARDS—Facts at your fingertips for Experimenters and Project Builders!

□ Please send one copy of FACTCARDS \$1.99. Shipping \$2.00 (U.S. and Canada only).

□ Please send _____ copies of FACTCARDS. Total cost is sum of copy price and First Class postage and handling cost multiplied by number of card sets ordered.

New York residents add sales tax to total cost of each order.

Please print

Allow 6-8 weeks for the material to arrive.

(Name) _____

(Street Address) _____

(City) _____

(State) _____

(Zip) _____

Detach and mail today:
CLAGGK Inc.
P.O. Box 4099
Farmingdale, NY 11735

All Payment must be in U.S. Funds!

BS168

Jampacked with information at your fingertips

SIFTING SIGNALS FROM NOISE

Getting usable signals from low-powered space satellites is not a simple task. Here's how it is done.

TOM NAPIER

Under ideal conditions, a one is a one in a digital signal, and a zero is a zero. However, we don't live in an ideal world, and there are many circumstances where things are not quite so clear cut. One of those circumstances is when dealing with spacecraft telemetry.

Before we go further, it is important to make a distinction between the communications satellites that you are most certainly aware of and scientific, military, and other types of satellites and probes. Unlike communications satellites, which are equipped with high-power transmitters, power is a scarce resource on a scientific, military, or other satellite. You don't use any more than you must to drive the transmitter. It is often easier to add more antenna area or receiver sensitivity on the ground than to increase transmitter power in the satellite. In fact, it might be impossible to add transmitter power. For example, you could be dealing with a deep-space probe that was launched 25 years ago. You might even be listening in to some other country's satellite to spy on their military communications.

These days, every measurement made on a spacecraft, be it a battery voltage or a picture of a distant planet, is changed into a pattern of bits. Those bits are lumped together into frames. The frames are transmitted as a serial string of bits by changing the phase of the high-frequency carrier. By sending signals digitally one can apply clever encoding schemes that allow robust error correction so

that the integrity of the data that is received is ensured.

The Noise Problem. Because no more transmitter power is used than is absolutely necessary; or because, like Voyager II, a probe is sending signals from much further away than it was designed to; or because you are listening to a faint sidelobe from a satellite whose antenna is pointed towards its owner's receiver, the sig-

+0.5 V or +1.5 V.

When the noise is high enough, a "one" bit with noise can result in a negative output. This is interpreted to mean that a "zero" bit was sent and thus a bit error is generated. The same thing can happen to "zero" bits. A -1 V signal plus noise can result in a positive output and thus a "one" bit is read rather than a "zero."

The noise tends to be Gaussian, that is, at any particular moment the probability of its voltage deviating from zero looks like the familiar Gaussian bell-shaped curve. To take the levels used above, a "one" bit looks like a Gaussian curve centered on +1 V and a "zero" bit looks like a Gaussian curve centered on -1 V. The result can be seen in Fig. 1. The probability of a bit error is the area of each curve that spreads beyond the zero volt line.

Making The Best Of Things.

Assuming Gaussian noise, one can calculate the expected number of bit errors in terms of the input signal-to-noise ratio (SNR) and then plot that as a curve. That curve represents the best error rate that can be achieved for any given noise level. Figure 2 shows the expected bit error rate for different signal-to-noise ratios. This curve refers to the raw data; if the data bits have been encoded at the transmitter it may be possible, once the bits have been converted to binary form, to greatly reduce the error rate by computer processing the recovered bits.

It is the design engineer's task to



nal being received is almost certainly being swamped by noise. The noise may come from natural background radiation, from the antenna, or from the amplifier at the front end of the receiver.

However it arises, by the time the signal has been down-converted and demodulated to a base-band binary signal, you could be hard pressed to see any ones and zeros in it. To the eye it is just fuzz.

Noise is a problem because if you represent a one and a zero as two different voltages, say plus and minus 1 V, then the voltage received for, say, a "one" bit could be anywhere in a range of voltages around +1 V. Although +1 V is still the most likely value, measurement of a "one" bit might result in

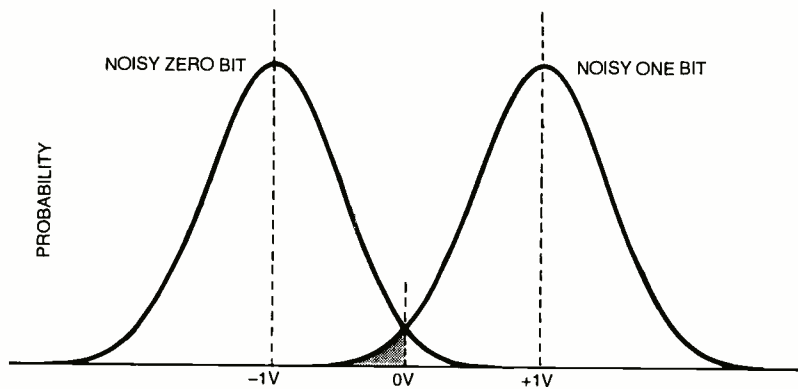


Fig. 1. Noisy binary data can be represented as two overlapping Gaussian distributions. The shaded area shows the fraction of "one" bits that will be read as "zero" bits.

build a piece of equipment, called a "bit synchronizer," which performs as near to this curve as is practical. If you plotted the performance of a fairly good bit synchronizer on the same graph, its error rate curve might be the same shape as the theoretical curve but about 1 dB to the right of it.

A block diagram of a bit synchronizer (1975 vintage) is shown in Fig. 3. Bit recovery is done in stages. If it hasn't already been done in the IF amplifier, the signal amplitude is adjusted to some standard level. Then the signal is filtered to remove any noise having a higher frequency than the data. A phase detector, which looks for the transitions between bits, adjusts the frequency and phase of the output clock to match the input data. The data bits are integrated and then sampled in sync with the clock. The clock signal tells the following equipment where the bits start and stop.

If the data has been encoded in some way, the encoding is then removed. Finally, the cleaned-up data and clock are passed on to the next device, usually a "frame synchronizer" whose job is to look for the framing information in the data and to divide up the serial data into the parallel words that were generated in the satellite.

There is a bit synchronizer in every data receiver, though in simple systems it might be only a chip or two and it is not called by that name. If the noise level is low, the signal amplitude is fixed by an AGC circuit, and the data rate is known in advance and never changes, then a voltage-controlled crystal oscillator can be used as the out-

put clock. The data filtering can be primitive and the simplest of phase-locked loops (PLLs) can lock the crystal to the data. However, bit synchronization becomes quite complex when the data rate is not known exactly, is varying, or when the noise level is high.

Traditionally, a bit synchronizer is a rack-mounted box. It can be tuned to work at many different data rates, and it does not require that the input signal be any particular amplitude. If you wanted to buy one, it would cost you from \$10,000 to \$250,000 depending on how fast your data is and how badly you want the best possible error rate. A NASA engineer once said that an improvement of 1 dB in performance was worth about a

million dollars since it lowered the cost of the antenna system by that much.

What Does A Bit Synchronizer Do?

A typical bit synchronizer can cope with data rates from 10 bits per second (bps) to 10 million bits per second (Mbps). It doesn't care whether the input signal is 100 mV high or 10 V high. There are at least a dozen ways the data bits might be encoded. It can handle them all correctly.

The simplest code is Non-Return-to-Zero (NRZ) in which a one bit is high for the complete bit period and a zero bit is low for an entire bit period. However, there are many other ways of coding data. One important way is the bi-phase code in which each bit consists of either a 01 pattern or a 10 pattern. That requires twice the bandwidth to transmit, but it has no DC component. By contrast, NRZ can contain long strings of one bits or zero bits. That makes it difficult to keep in sync with the transitions—since there are none—and it creates havoc if any of the equipment is AC coupled since the DC level drifts.

Recovering The Bits. After the input signal has been amplified or attenuated to some convenient level, it is filtered. Often the demod-

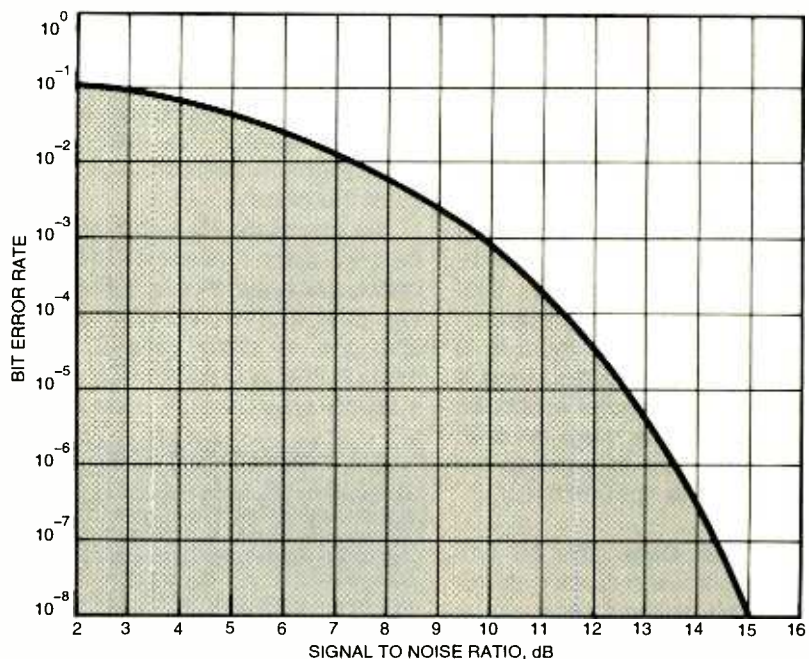


Fig. 2. This curve shows the best achievable bit-error rate for any given signal-to-noise ratio. The error rate achieved by a practical bit synchronizer would be about 1 dB to the right of this curve.

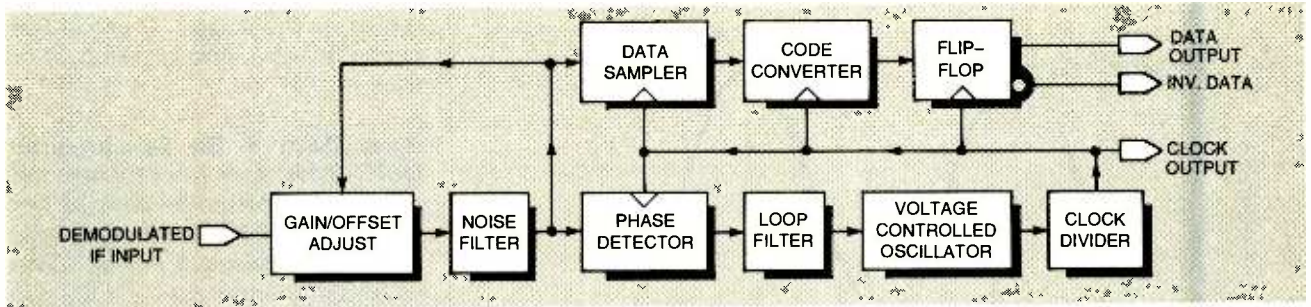


Fig. 3. The block diagram of a typical bit synchronizer. In 1975 most of these blocks required one or two printed circuit cards.

ulated signal contains noise frequencies at many times the bandwidth of the data. It also usually contains traces of the carrier or IF frequency. Those can be filtered out without changing the underlying data at all.

There are two common methods of proceeding from this point. The first is to assume that one knows where the data bits begin and end; that is, that the phase-locked loop driving the clock has already done its job. In that situation, each bit is integrated for exactly one bit period. Since the data bits are at the same level for the entire bit, integrate continuously in the same direction. The noise, on the other hand, is varying up and down so that it tends not to accumulate in the integrator. That maximizes the ratio between the data and the noise. At the end of the bit, the integrator output is sampled and the integrator is reset. If the sample is positive we say we received a "one" bit, if negative, a "zero." For the best results the integrate, sample, and reset processes must be exactly aligned with the incoming bits.

Another approach is to combine the filtering and integrating functions in a single "matched filter." This is a low-pass filter that behaves like a finite-time integrator. Its response to a step input is a ramp that is one bit-period long. It automatically integrates each bit as it arrives and maximizes the SNR. It is still necessary to sample the output at just the right moment.

Clocking The Data. The bit synchronizer contains a clock generator whose phase and frequency is locked to the input data. In the long term, the clock has to follow slow changes in the data rate. The

commonest source of those is the motion of the satellite itself. As it approaches the receiving antenna, its carrier frequency and data rate rise as a result of the Doppler effect. After it has passed its closest point, the data rate falls. The clock has to track those changes.

However, the input data may also have jitter—each bit may not be exactly the same length. The clock should ignore that effect.

The clock is controlled by a PLL. That circuit has a phase detector that looks at the difference between the timing of the input bits and the timing of the clock edges. A conventional phase detector expects two input transitions from each cycle of the input signal. In a bit synchronizer, the data transitions are irregular, and there are, on average, only half as many transitions as bits. The normal PLL equations no longer apply and neither do 95% of the books and articles on PLLs.

The output of the phase detector drives a loop filter; basically just an integrating capacitor and a damping resistor. The voltage on the capacitor controls the frequency of the clock.

The complete PLL behaves like a second-order low-pass filter for phase changes; that is, it filters out the jitter but it allows the slow changes in data rate to pass through. The bandwidth of the filter is usually adjustable. A wide band-

width makes it easier to acquire lock on a new signal. It also allows the clock to track larger changes in the data rate. A narrow bandwidth generates the most accurately timed clock output. In practice the loop bandwidth is often set wide at first to capture a signal and then made narrower to get the cleanest output.

The Technical Problems. A full-range bit synchronizer needs a data filter that can be tuned over six decades. When modern bit synchronizers were being developed in the 1970s, it was not possible to make a filter that could tune over many decades. Bit synchronizers had several plug-in cards, each filtering one particular range of bit rates. For example, for low rates they had active filters that used capacitance multiplier circuits or Sallen and Key filters with photoresistors to tune them. Those didn't work too well above about 100 kHz, so for higher frequencies designers used LC filters with Varactor tuning diodes. Relays switched the signal to the correct boards as the data rate was switched.

The phase locked loop that controls the clock oscillator also has to be tuned to suit the bit rate and the loop bandwidth. That function was also spread over several circuit boards.

The integrated data reaches a peak and must be sampled there to achieve the best performance. Since the propagation delay in the components between the clock and the integrator is not exactly known, the integrator output may contain part of one bit and some of another. That reduces the peak signal-to-noise ratio and degrades the quality of the data.

That wasn't a major problem at

Acknowledgements

These advances in bit synchronizer technology would not have been possible without the help of my former colleague Jay Layer. Having been in the bit synchronizer business from day one, he warned me about many design snags before I tripped over them myself.

All photos that accompany this article are courtesy of Aydin Telemetry, Newtown, PA




Fig. 4. This bit synchronizer on a VME board was introduced in 1993. It had the same performance as the rack-mounted box but was a fraction of the size. It was computer controlled.

low data rates, but at 10 Mbps, one bit is 100 ns long. Conventional TTL logic was beginning to run out of steam, and ECL was being used instead. All of this added greatly to the size and cost of the bit synchronizer. The tunable bit synchronizer shown in the lead photo (it is a 1975 vintage unit) contained about fourteen 4- by 8-inch boards in a rack-width box that was 5¼ inches high.

Of course, it was always possible to build a much simpler device to suit a special purpose, but many customers wanted to be able to use their equipment with a range of different satellites. Some government customers wanted tunable equipment just so they wouldn't have to tell anyone what bit rates they were using. That information might have revealed whose satellites they were listening to!

New Developments. The author's first direct involvement with bit synchronizers was when he joined the team designing one that was to advance the maximum bit rate from 10 Mbps to 40 Mbps. The project took four engineers about two years to complete. The technology was the same as before, but it used faster logic. The end result worked but it took a lot of tweaking to get it to run above 32 Mbps. The old ways had reached their limit.

Despite that, our company bid for the design of a 100 Mbps tunable bit synchronizer. Fortunately, a method was found that measured the bit amplitude and the bit phase

with the same device: a flash analog-to-digital converter. That eliminated the propagation time effects in the logic chips. If the phase was correct, then the sampling time was forced to be perfect too. Although the early designs were somewhat less than optimal, we made a product that worked well from 1 Mbps to 100 Mbps—a world record at the time.

Later, a simpler way of doing the same job was found. The result was a box that processed data at 210 Mbps. However, there was nothing in this idea that stopped it from being applied at much lower data rates. In studying how to apply the newer technology to the older 10 Mbps rack-mounted box, it was found that analog filtering had to remain at the front end but that the frequency-control loop could be handled numerically. It is much easier to set up different bit rates and loop bandwidths by changing a few numerical parameters than it is to switch many different capacitors and resistors.

Another recent innovation is the development of electrically tunable filters that would use the same amplifier and multiplier chips over the entire six-decade bit rate range. That system is based on the ability to switch in one of six different capacitors in four places.


The AGC function was implemented by a new chip that had a logarithmically-controlled gain. Since the signal amplitude was being sampled by an analog-to-

digital converter, it was relatively simple to make a digital control loop. That loop ensured that the signal amplitude would always be correct and that its offset would always be zero. In fact, the schematic for that part of the circuit was converted into a Xilinx chip. It was even possible to pack the code conversion algorithms into the same chip.

All this, combined with digital processing, made it possible to shrink the standard bit-synchronizer line. Units that were once a rack-mounted box are now a single VME card without any degradation in performance. The result is shown in Fig. 4. Naturally the cost of manufacture also dropped by a large factor.

You can still buy the old box with all the knobs on the front panel. If you open it up you will find a lot of empty space, a small computer card to read the front panel controls, and a VME bit-synchronizer board. Ω

THE TRANSDUCER PROJECT BOOK




THE TRANSDUCER PROJECT BOOK

1992T—From TAB Books. A unique collection of practical transducer devices that you can put together simply and inexpensively. You can build a seismic sensor, a temperature survey meter, an open-door annunciator, a moisture detector, an automatic night light, and more. To order—ask for book **1992T**, and include your check for **\$6.99 - clearance (includes s&h)** in the US and Canada, and order from —**Electronic Technology Today Inc., P.O. Box 240, Massapequa Park, NY 11762-0240**. US funds only; use US bank check or International money order. Allow 6-8 weeks for delivery. MA06

THE COLLECTED WORKS OF MOHAMMED ULLYES FIPS

#166—By Hugo Gernsback. Here is a collection of 21 April Fools Articles, reprinted from the pages of the magazines they appeared in, as a 74-page, 8½ x 11-inch book. The stories were written between 1933 and 1964. Some of the devices actually exist today. Others are just around the corner. All are fun and almost possible. Stories include the Cordless Radio Iron, The Visi-Talkie, Electronic Razor, 30-Day LP Record, Teleyeglasses and even Electronic Brain Servicing. Get your copy today. Ask for book **#166** and include **\$9.99 (includes shipping and handling)** in the US (First Class), Canada and Overseas (surface mail), and order from **CLAGGK Inc., P.O. Box 4099, Farmingdale, NY 11735-0793**. Payment in US funds by US bank check or International Money Order. Allow 6-8 weeks for delivery. MA05



"QUANTRISTADOR" CONQUERS QUANTUM COMPUTING

A new transistor that operates 10 times faster than anything currently available could someday mean faster computers, and much more.

DOUGLAS PAGE


Computer speeds have taken a quantum leap. The reason is that scientists at Sandia National Laboratory have developed a radically different type of transistor—a quantum mechanical “tunneling” transistor (colloquially called the Quantristador)—that operates at a trillion operations a second, 10 times faster than the speed of the fastest transistors currently in use.

The researchers say Quantristador works like turning on a light without closing a switch. Electrons “tunnel” from path to path through a barrier that, according to classical physics, is impenetrable. The process takes place almost instantaneously.

Physicists use the term “tunneling” to describe the phenomenon of particles appearing in places where they should not be able to go—the same way cars use a tunnel to appear on the other side of a mountain without having to scale the summit. Only quantum mechanics can explain such behavior.

While quantum mechanics is largely theory, the Sandia device is quite real. “We have demonstrated real circuits that work and are easily fabricated,” says Jerry Simmons, leader of the Sandia development team. “It is not ready to be marketed yet, but it is a significant advance.”

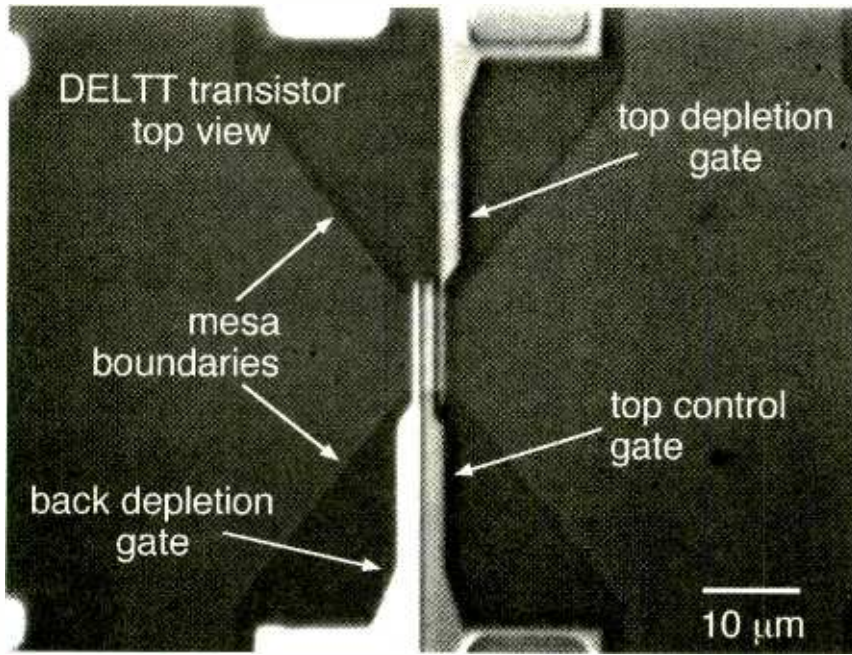
Speed Demon. The device, called DELTT (Double Electron Layer Tunneling Transistor), promises to drastically improve sensor accuracy and computer speed. DELTT potentially will perform in the tera-



Quantum mechanic Researcher Jerry Simmons inspects the end of a cryogenic sample holder for performing electrical measurements on the DELTT quantum mechanical transistor. Once loaded with DELTTs (from circular cases in foreground), the holder is lowered into a cryostat, allowing transistor performance to be tested at different temperatures.

flop range—one trillion floating point operations per second, which is roughly ten times faster than the fastest transistor circuits currently in use. The researchers actually aren't

sure how fast it will operate because its actual speed has yet to be measured, says Simmons, because it's “not easy to measure such high speeds, which are near



Photograph of the DELTT transistor, seen from above: The top and back depletion gates allow independent contact to the two electron layers, while the top control gate turns the transistor on and off.

the limits of what can be measured with conventional equipment.”

“Quantristador” also runs on extremely low power—tens of millivolts and microamps, compared with the several volts and milliamps required by conventional transistors. The researchers say electrons travel so fast in the DELTT gallium arsenide transistor that the normal electrical processes that slow down transmission of information—like scattering of electrons by crystal imperfections that behave much like speed bumps in the electrons’ pathway—can be minimized.

Weak “Fences.” “Quantristador” works by relying on the dual wave-particle nature of matter. In the device, two gallium arsenide layers, each only 150 angstroms thick (one angstrom equals 10^{-10} meters), are separated by a 125-angstrom aluminum-gallium-arsenide barrier, similar to a fence separating two yards. Ordinarily, gallium-arsenide electrons in one yard do not have the energy to climb the fence to reach the other yard. But the tiny thickness of the barrier causes the electron to behave like a wave, which can poke into the barrier.

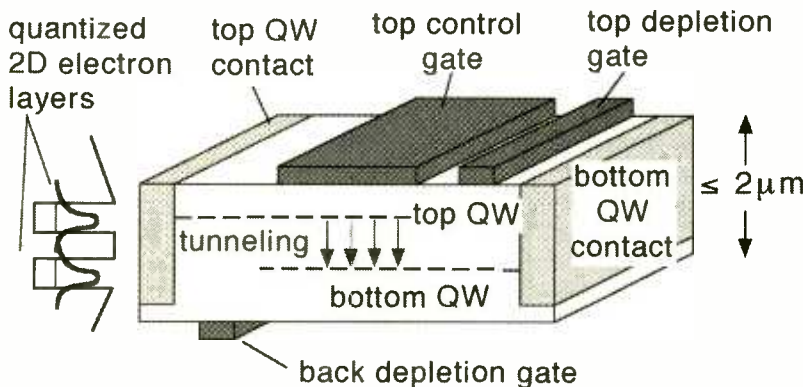
When an electron is adjusted to have the same energy and momentum states in both regions—which can be controlled by applying a voltage to these regions—the electron can pass from one yard to the other without any scattering, as occurs in normal electron motion due to crystal imperfections. In effect, the electrons tunnel under the barrier fence.

Previous efforts to build tunneling transistors have been made by researchers who created layers side by side on a surface. That, however, proved too difficult a task for current technology to manufacture accurately at even 1000 angstroms. Simmons and his Sandia team used a unique design change which allowed them to stack all DELTT layers vertically, using molecular beam epoxy (MBE) or chemical vapor deposition (CVD), which enabled single-atom layers to be grown. The readily-available technologies of MBE and CVD are the same processes used to make semiconductor lasers for compact disk players.

Obstacles. Actual use of the new transistor by industry may be several years in the future because of engineering obstacles still to be solved, including questions of temperature. The device now works only at or below 77 degrees Kelvin (-321 F). Simmons says they are making rapid improvements in this area and should have the device operating at room temperature by some time this year.

Another issue involves designing millions of such circuits on a chip, as is currently done with ordinary transistors. Because of “Quantristador’s” multifunctionality—it has three positions (off-on-off) instead of the conventional two position on-off gate—the same amount of work can be performed with significantly fewer transistors, and chips would have to be completely redesigned.

Applications. “Quantristador” is likely to appear in military equipment first. Simmons’ research is funded by Sandia’s Laboratory-Directed Research and Development office, which funds speculative, defense- (continued on page 50)



Schematic of the structure of the DELTT transistor: Tunneling between the top and bottom quantum wells (QW) occurs only when electrons in both wells have identical momentum and energy, which can be controlled by the top control gate. The total thickness of the semiconductor layers is kept less than 2 microns, allowing the back depletion gate to be brought close to the quantum wells and the entire device to be made small. At the left is the energy-band diagram of the structure, containing the two quantum wells separated by a thin tunnel barrier.

The EC909-12 Analog Microprocessor

*Thanks to this amazing breakthrough,
the days of the digital microprocessor
could be numbered.*

In the days before digital processors, calculations were oftentimes carried out using purely analog computers. Operations like addition, subtraction, and multiplication were performed using the appropriate circuits to act on DC voltage levels. After passing through the apparatus, the value of this output voltage could then be directly read as the answer. As an example, assume we wish to solve the equation $x = \log(y+z)$ where $y=7$ and $z=2$. In an analog computer, y and z would be adjusted to 2 and 7 volts respectively, added to produce 9 volts in a simple voltage-summing circuit, and then passed through a DC amplifier with a log transfer function. The output could then be read with a voltmeter as 0.954 volts, the same answer you would get with your digital calculator!

With the advent of digital computers, analog computers were effectively retired. Today's microprocessor is versatile, relatively inexpensive, and fairly fast, allowing us to have tremendous computing power in a small desktop or notebook package. There is, however, a company with a new product challenging current digital technology. The price and performance benefits of their new devices may possibly dethrone the digital microprocessor forever. All of this, while speeding up our desktop computers by over 3 orders of magnitude.

The company is Ecrac Technology Corp. (ETC). Based in Sarasota, FL and with offices world-wide, Ecrac (pronounced "EK-raff") has introduced a line of unbelievably fast analog processor chips that mirror the architecture of an Intel Pentium II MMX in the same "Slot 1"

configuration. These are designated as the 909-xx series of devices. When I first heard about their new products I called Ecrac on the phone and (to my astonishment) was connected directly to Dr. Wilhelm Ecrac, senior vice president and director of research and engineering (He is the youngest brother of Dr. Dieter Ecrac, founder and CEO of Ecrac Technology). By the end of our conversation he had sold me on their design philosophies, while I had convinced him to send me tons of their technical literature including most of the 127 patent submissions they have filed in the last 2 years. He also supplied me with a couple of the EC909-12 microprocessors for evaluation. I have since visited him in Sarasota and got to witness some of their research activities in person. I will try to summarize the key advantages of the 909-xx family below, and then give a personal test report.

The Barrier Reflex Diode. The key behind the EC-909 family of analog

microprocessors is a new electronic device called the "Barrier Reflex diode" (or BRD; most design engineers call them "birds"). The BRD works exactly the opposite of a conventional semiconductor diode and opens up a world of new applications. As you know, a conventional diode does not conduct in the forward direction until the "knee" or barrier voltage is reached, at which time it will conduct and maintain a generally fixed voltage drop. A Barrier Reflex diode, on the other hand, conducts perfectly, essentially like a superconductor but at ordinary room temperatures, until the knee voltage of 1.21576 volts is reached; it then becomes a near perfect insulator and ceases all forward conduction until the applied voltage falls below the barrier reflex voltage. The fortuitous knee voltage and the immeasurably small operating currents permit extended operation from tiny batteries.

Among the advantages of the device is that it performs like a perfect switch. The switching speed is



KEN KEMSKI

measured in fractions of a femtosecond ($<1 \times 10^{-15}$ sec). When on, it is a perfect conductor (forward drop=0.00 V). When off, it is a near perfect insulator (current=0.00 μ A). The temperature coefficient of barrier reflex voltage is presently unmeasurable. It is simple and cheap to build. It integrates into monolithic circuits with ease. Its only disadvantage is that it produces large quantities of intense white light when operating.

Being a two terminal device, it is easy to design applications around it. A basic test setup is shown in Fig. 1. A simple lattice of 64 BRDs constitutes an ultra-high-performance bi-directional 64-bit A/D-D/A converter with less than 1 fs settling time and perfect accuracy. Twelve such arrays are integrated in Ecrac Technology's analog microprocessor designs as primary I/O.

Editor's Note: Designers should note that a serious applications problem still exists, in that BRD produces a prodigious amount of pure white light when it is in the conducting state. While packaged individually in its familiar hermetically sealed ceramic pellet (1BRD34), enough light still penetrates the "purportedly opaque" ceramic casing to "fill a room as if bathed in sunlight." Dr. Ecrac's brother Helmutt was reported to have been blinded in earlier experiments in 1995 with a BRD, before the housing was changed from clear glass to "opaque" ceramic. It has been calculated that the light produced from a simple 64-BRD lattice (0.01 square inches) conducting immeasurably small currents would be sufficient to light a small city! Until an opaque material is found that can contain this light, the BRD will probably find limited use, reserved for specialized applications such as the EC909 series of analog microprocessors.

Not that we know a little more about the Barrier Reflex diode, let's look at the EC-909 microprocessor in more depth.

General. The 909-xx family of analog microprocessors have the same pin assignments as an Intel Pentium II, but there the similarity ends. The data and address pins connect

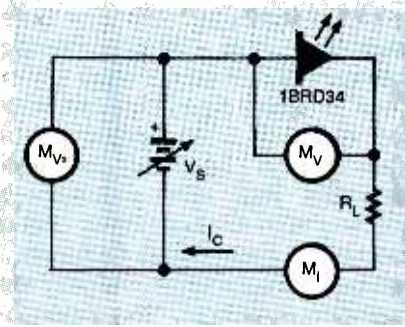


Fig. 1. Here's the basic setup for testing the 1BRD34 Barrier Reflex diode. Note, experimenters should wear appropriate eye protection when working with this device.

directly to ultra high-speed bi-directional 64-bit D/A converters, changing the digital words into analog voltages, using Barrier Reflex diodes, essentially at the speed of light. Those voltages are processed by a proprietary monolithic analog computer with a die size of only approximately 0.1-inch square. As the "voltage words" appear at the output, equally fast A/D converters feed them back to the motherboard where they can be handled conventionally. It is the monolithic analog computer that is the heart of the new technology, as it is the fastest processor ever produced by man. It leapfrogs current technology by at least a thousand-fold and will allow for the development of products never even dreamed of until now. "What's the big deal with analog?" you might ask. Read on.

Speed. A digital processor works from a "clock," or timing signal. With a clock of say, 300MHz, the time between clock cycles is just over 3 nanoseconds (3.33×10^{-9} sec). That is, the microprocessor "does something" every clock cycle, or every 3+ nanoseconds. Most operations (such as adding 2 memory locations together and placing the result in a third location) consume several clock cycles. If the operation requires 8 clock cycles for example, it would take over 24 ns for that single operation to occur! Modern processors use parallel pipelines, split-phase clocks, and the like to try to do as much as possible in those time intervals, but the basic limitation remains. In Ecrac's analog processors, the voltages tra-

verse the small die essentially at the speed of light, providing fantastic virtual clock frequencies. Since the chip is about 0.1-inch square, and the speed of light is approximately 186,000 miles/sec., it takes only 4 picoseconds for the analog signal to ripple through and complete a command! This is about 3000-times faster than a 300-MHz digital processor, corresponding to a clock speed of over 900,000 MHz! Getting interested?

Accuracy. People think of digital computers as "accurate." In fact, accuracy is directly related to word length. Each numerical operation in a digital computer is rounded to the nearest least-significant bit, and thus serves as only an approximation of the right answer. In Ecrac's analog computer design, the operations are linear, and provide essentially infinite accuracy internally (the equivalent accuracy of a 4096-bit word, limited only by the noise floor). In fact, the only real accuracy limitation occurs when the analog answer is necessarily converted back to a 64-bit digital word. That is done only for compatibility with the rest of the computer external to the processor.

Cost. The modern digital CPU consists of millions of transistors on a fairly large die, and is necessarily expensive to design and manufacture. The Ecrac EC909-12 on the other hand has only about 400,000 elements, many of them simple-to-fabricate Barrier Reflex diodes, and is, overall, very easily manufactured. This is exemplified in its S.R.P. (Suggested Retail Price) of only \$12 US, and that will buy you the deluxe EC909-12 P9 (Virtual 900-GHz version). Their yield from fabrication wafers to packaged die is over 98% for these analog wonders!

Memory. Here is an unexpected bonus: We all know that among the various memory types (EDO, Fast Page Mode, SDRAM, etc.) the cheapest memory is analog RAM, or aRAM. We also know that at .004-ns (4-picosecond) latency, it is several thousands of times faster than the SDRAM we presently use in our purely digital computers. The problem

has been that modern CPUs do not (indeed cannot) utilize aRAM. Guess what? aRAM is a perfect match for the 909-xx series of CPUs! Not only is it as fast as the new generation of analog CPUs, but the cost per megabyte is less than one one-hundredth of major brand EDO or SDRAM memory modules (on a cost-per-megabyte basis). The EC909-xx series accepts up to 1024 gigabytes of installed aRAM, although that is more than many of our applications now require.

Video. A side benefit of purely analog processing is that the CPU can off-load the video processor to speed up video performance. VGA is an analog system, replacing the earlier EGA and TTL video modes that were digitally based. The industry went to analog video interfaces so the number of colors and corresponding perceived resolution would not be compromised and so that the speed could be increased as video technology advanced (Sound familiar?). By routing the video tasks through the EC909-12 via a simple driver patch, the video processing speed can be increased by several thousand-fold as well. This makes 300 frames/sec for 1600 × 1200 × 16.7 M game presentations a snap, something the AGP video bus can't even dream of.

Mass Storage. The magnetic storage we use in present hard-disk technology is also an essentially linear process. A "bit" recorded on the hard drive can assume virtually any value of magnetism, much like the musical waveforms we store on cassette tapes. A modern hard disk stores and retrieves the data digitally, as strictly 1s and 0s, saying in effect "if it's magnetized it's a 1, if not it's a 0." The EC909 series of analog processors improves on that technology markedly. It stores any of 4096 levels of magnetism in each bit location of the hard drive's platter, effectively multiplying its capacity by over 4000 times. A 4-gigabyte off-the-shelf drive becomes a 16,000 gigabyte drive with enhanced reliability in an analog computer system.

Reliability. A tremendous enhancement in operational reliability

is made available from new gate designs possible with pure analog computing. Instead of simply "or" or "AND" or similar types of gates, analog logic has been synthesized as "MAY BE" and "SHOULD BE" gates. For example, your word processor is loading from the hard drive, and a bad byte comes along. Ordinarily, it will crash the program, yielding the dreaded message, "This Application Has Performed An Illegal Operation. . ." Since a computer is smart, it should say "This byte is obviously wrong and will crash the program. I SHOULD modify just one bit in this byte, and the program will load normally." The smooth nature of the waveforms of analog gates will do just that, discarding the obvious error, and permitting the system to continue loading the program. Another example is when you are keying in a password to a program. You type those letters, numbers, and punctuation only to make one small mistake. The analog logic says "MAY BE he meant to type his password correctly" and then supplies the proper keystrokes to the program. This is a savings in time and money, a computing improvement long overdue in this author's opinion.

Bibliography

- "Analog Microcomputers" Dr. Wilhelm Ecrat, 1994
- "A Close Look at the Light Emanating From Barrier Reflex Diodes" Dr. Helmut Ecrat, 1995
- "Dynamic Range No Longer A Problem in Analog Computing" Dr. Dieter Ecrat, 1998

Energy Efficiency. The current consumption of the EC909-12 is 800 μ A at 1.5V. It will run for hundreds of hours from a single AA cell. We know that aRAM has always been a power miser, consuming only 1 μ A/megabyte active, 0.01 μ A/megabyte standby. This will allow notebook computers to be constructed to run for weeks continuously on a single AA alkaline cell. The Active Matrix LCD screen is still an obstacle when it comes to power, but it is, after all, digital. Dr. Ecrat has filed 12 new patent submissions detailing an analog LCD screen, but is rather close-lipped about that secret project. When I queried him

as to the excessive power required for both back-lighting and powering the active devices, he only said "Do you remember how you winced at the bright light emanating from a heavily shielded, forward-conducting Barrier Reflex diode?"

Well, there is more, but the aforementioned should give you some idea as to what promise this new technology holds. I have been using an EC909-12 P9 Analog Microprocessor for about a month now, and I will proceed to describe my experiences with it.

Test Report. My existing computer was built around an Asus P2B-LS motherboard powered by an Intel P2-400 processor with 256M of SDRAM. I removed the P2-400 and SDRAM, and replaced it with the EC909-12 P9 and 4 gigabytes of aRAM that I obtained from Diamondback Electronics Co. The BIOS did not identify the processor correctly, so I manually set it up as a Pentium II with a processor speed of 900,000 MHz. Booting the computer took only a second or two. Wow! Was it fast! I tried to run various benchmarks on it, but they all reported "Overflow" errors. Typically, I'd double click on the program, and instantly a dialog box informing me of register or stack overflow would be reported. I called the publishers of "Super PC Speed Check" (on which my P2-400 measured 892), and they informed me "Our software is limited to calculating and displaying benchmarks up to 4,194,304," and "Who was I kidding, claiming that I overflowed that range? That would be over 4000 times faster than a P2-400!" I thanked them and went about further testing.

All of my software (with the exception of the benchmarks) ran flawlessly. Games were breathtaking, and the Ecrat video patch worked like a dream. Because of the analog processing, pixellization was eliminated, and the screens looked just like the photographs on the software packages. I did some checks on arithmetic computations performed with the original digital processor and then the EC909. The EC909 matched the first 24,000+ digits of
(continued on page 50)

1 Study at Home

We live in a constantly changing world, where exciting new technological advancements are made everyday. At the Cleveland Institute of Electronics we make it simple to train, earn a degree and prosper in the workforce. Over 150,000 students in the United States and 70 foreign countries got their start in electronics through CIE. And they received their education at their own pace in the comfort and convenience of their homes. At CIE you'll receive a first class education by a faculty and staff devoted to your career advancement. All of CIE course and degree programs are taught through a patented, proven learning process. To discover all the benefits and programs/ degrees available from CIE send for your free course catalog today.



CIE's Associate Degree program contains 397 lab experiments.

2 Work Where You Want

And once you complete your education at CIE, you can just about write your own ticket to where you want to work and in what specialized field... MIS, broadcasting, industrial, automotive, management... The opportunities seem limitless in today's high-tech world.

The Cleveland Institute of Electronics has been approved for use of Veterans Affairs Benefits and DANTES Tuition Reimbursement.

Tuition assistance from the Veterans Administration or the DANTES Program is available to veterans and service members in the Armed Forces.



Employees are seeking & hiring qualified applicants.



FREE CATALOG



1776 E. 17th Street
Cleveland, Ohio 44114-3679

Visit Our Web-Site
www.cie-wc.edu

YES! I am interested.
Please send me a catalog.

Name: _____

Address: _____

City: _____ State: _____ Zip: _____

Phone Number: _____

A school of thousands. A class of one. Since 1934. AE142

SPY SATELLITE PHOTOGRAPHY ON THE INTERNET

BILL SIURU



See the world, one block or building at a time, through the eyes of a Russian spy satellite.

Now that the cold war is over, there's no need to let all of the technology and resources that it spawned go to waste. For example, for decades, the U.S. and the former Soviet Union used satellite photography to spy on each other as well as the rest of the world. Now, SOVINFORMSPUTNIK, founded by the Russian Space Agency, is marketing much of that photography commercially. And if you have Internet access, you can view the available imagery at www.teraserver.com. Then you can download the photos or purchase hard copy prints. There is a nominal fee for most downloads, but many oth-

ers are free.

The images on the TerraServer Web site come from two sources—the United States Geological Survey's (USGS) huge database of aerial imagery of many parts of the U.S. and SPIN-2. SPIN-2, a trademark name for Space Information 2-meter imagery, is owned jointly by SOVINFORMSPUTNIK; Aerial Images, Inc.; and Central Trading Systems, Inc. The Web site itself is a joint project of Microsoft; Aerial Images, Inc.; Digital Equipment Co.; SOVINFORMSPUTNIK; and Kodak. Aerial Images, Inc. is an American company that has teamed up with the Russians to market declassified

satellite photographs from Russian mapping satellites.

Finding Your Image. You can access images of the locations you want in a couple of ways. First, you can use the map of the world on the Web site. Shown in green are the parts of the world for which images are currently available. With a few mouse clicks, you can zoom in on the precise location you are interested in viewing in detail. Alternatively, you can use the *Encarta Virtual Globe Gazetteer* if you know the place name. The Gazetteer contains the names and locations of 1.1 million places in the



Russian launched photographic satellites will be "mapping" the US as well as many parts of the world to update images already available on the www.terra-server.com Web site.

world. If you know the location's latitude and longitudinal coordinates, you can enter them as well.

Once you find the spot you are looking for, you can view nearby places by pushing navigation buttons to pan and zoom. For instance, you could follow the trail you plan to take on your next hiking trip. However, the images are not "real time." Indeed, some images are a decade or more old, but work is underway to acquire and add up-to-date imagery.

The agreement between Aerial Images and SOVINFORMSPUTNIK includes the launching of Russian Soyuz rockets carrying photographic satellites. One satellite was launched from the Baikonur Cosmodrome in February 1998 for a 45-day mission on which the satellite took photos of the southeastern United States and major cities around the world. Aerial

Microsoft TerraServer

Home Find a Spot on Earth Q&A For IT Managers

World Imagery Database

Have you ever wondered what your neighborhood looked like from space, or wished you could get an aerial shot of your favorite vacation spot? Welcome to Microsoft® TerraServer, one of the Web's most engaging sites - providing a bold demonstration of Microsoft's scalability while taking on the ambitious challenge of presenting the earth in a mosaic of photographic imagery.

Database Size: 1.01 TeraBytes
Size of uncompressed images: 4.1 TeraBytes
Database rows covering shaded area: 301.5 million

Click to enlarge an area on the map

TerraServer uses Microsoft SQL Server™ 7.0 Enterprise Edition to host one of the world's largest online databases. It's a huge repository of aerial photographs and satellite images taken from miles overhead that you can view and, if you want, purchase. TerraServer, hosted on Digital AlphaServer from Compaq and StorageWorks hardware, has more data than any database on the Internet—enough data, in fact, that if printed on paper, it would comprise about 2,000 volumes, with each volume containing 500 pages.

Whether you're here to view some cool images, or want more information about applying this technology in your organization, have a look around.

© 1998 Microsoft Corporation. All rights reserved. Terms of use

The Microsoft TerraServer Web page. From here you can find images for most of the U.S. and much of the world.

Images and SOVINFORMSPUTNIK have planned two additional satellite missions during each of the next two years to complete the imaging of the U.S. and major population centers around the globe.

Getting Your Image. Once you have found the image you want, you can download it. If it is a USGC image there is no charge, but you will need Netscape 4.0 or Internet Explorer 4.0 to do the download. To download Spin-2 images from the Soviet satellites costs \$7.95 to \$24.95 (depending on the size of the area covered) with payment by credit

card. You can also order high-quality prints from Kodak Earth Imaging that will be delivered to your doorstep. Prices for prints range from \$12.95 to \$39.95 for a 20 × 26 poster size. Browsing and viewing is free. Even the Kodak prints are much less expensive than typical aerial photography.

And how good are the images that are taken by cameras aboard a satellite orbiting at an altitude of 220 km (136 miles) above the earth? With Spin-2's two-meter resolution you can distinguish objects as small as two meters across, which is about six feet. You can def-



In this aerial photo of the Bronx, NY, you can see the "House that Ruth Built," along with the rest of the homes and roads in the area.

initely pick out individual buildings, including houses. Also distinguishable are trees, changes in terrain, roads, and so forth. While you can tell the difference between a car or a truck, you will not be able to determine the make nor model, nor will you be able to see people. The images are stored in small tiles so that a user with a 28.8K modem can view the images with about a 10-second response time.

One Big Database. Microsoft's TerraServer is the world's largest WindowsNT database on the Web. Indeed, Microsoft choose this application to showcase the capabilities of the TerraServer. TerraServer is bigger than all the HTML pages combined already on the Internet. If printed in a paper atlas with 500 pages per volume, it would require 2000 volumes. And with new information continually coming online from USGS and SPIN-2, the Microsoft TerraServer is expected to double in size over the next year.

Applications. There are lots of applications for these images besides providing just another interesting site for surfing. Foremost, they represent a very low-cost alternative to high-cost aerial photography used by real-estate developers, zoning and urban planning, environmental and national-resource planners, timber and forestry managers, transportation system designers, construction and civil engineers, etc. They can also be used in public-safety activities such as in preparing Enhanced 911 maps. Children can use the images to accompany school reports. With time there will be multiple images of the same spot taken at different times. Then, for example, you will be able to see how your neighborhood has changed over the years.

Like many other emerging technologies, more applications are still to come as users learn about new capabilities and find yet different ways to use the images. Log onto www.terraserver.com and you might find a few uses for these overhead images yourself. If not, it's still fun to find your house or your favorite fishing hole. Ω

QUANTUM COMPUTING

(continued from page 43)

related projects. Sandia sees this device as someday being used in satellites and smart missiles to process information faster, with less payload and much lower power consumption than is possible using current technology.

Because the device is tunable, it can also act like an energy spectrometer on a chip, allowing sensitive detection of chemical and biological species such as nerve gas and anthrax. This capability will help defend the public against chemical and biologic terrorism by providing customs and airport security officials with rapid and reliable detection of extremely minute amounts of toxic materials. Ω

ANALOG MICROPROCESSOR

(continued from page 46)

the value of pi (as obtained from the "Handbook of Standard Mathematics"), while the original processor fumbled after only 207 digits. This was some processor!

With so much new hard disk space, I copied all of my CDs (over 4000 programs) directly to the hard drive. That speeded operations up immensely, although my desktop is a bit cluttered now. Perhaps the nicest result is that I have not had a single fatal error reported since the CPU swap. Thank you Dr. Ecrat for the "SHOULD BE" gate! Actually, the only complaint about the EC909-12 that I have is in regards to the intense light that emanates from the CPU module seams. I need to keep the case cover always closed as the light is annoying, especially when trying to play games in subdued light. If you opt for this microprocessor upgrade, be sure to look away from the module the first time it is turned on in case the ceramic cover on your CPU leaks light as mine did.

In any event, the EC909-12 Analog Microprocessor should be available to the general public by the time you read this. The scheduled release date is April 1. Ω

TIPS FOR MAIL ORDER PURCHASE

It is impossible for us to verify the claims of advertisers, including but not limited to product availability, credibility, reliability and existence of warranties. The following information is provided as a service for your protection. It is not intended to constitute legal advice and readers are advised to obtain independent advice on how to best protect their own interests based upon their individual circumstances and jurisdictions.

1. Confirm price and merchandise information with the seller, including brand, model, color or finish, accessories and rebates included in the price.

2. Understand the seller's return and/or refund policy, including the allowable return period, who pays the postage for returned merchandise and whether there is any "restocking" or "return" charge.

3. Understand the product's warranty. Is there a manufacturer's warranty, and if so, is it for a U.S. or foreign manufacturer? Note that many manufacturers assert that, even if the product comes with a U.S. manufacturer's warranty, if you purchase from an unauthorized dealer, you are not covered by the manufacturer's warranty. If in doubt, contact the manufacturer directly. In addition to, or instead of the manufacturer's warranty, the seller may offer its own warranty. In either case, what is covered by warranty, how long is the warranty period, where will the product be serviced, is there a charge for service, what do you have to do to obtain service and will the product be repaired or replaced? You may want to receive a copy of the written warranty before placing your order.

4. Keep a copy of all transactions, including but not limited to cancelled check, receipt and correspondence. For phone orders, make a note of the order including merchandise ordered, price, order date, expected delivery date and salesperson's name.

5. If the merchandise is not shipped within the promised time, or if no time was promised, within 30 days of receipt of the order, you generally have the right to cancel the order and get a refund.

6. Merchandise substitution without your express prior consent is generally not allowed.

7. If you have a problem with your order or the merchandise, write a letter to the seller with all the pertinent information and keep a copy.

8. If you are unable to obtain satisfaction from the seller, contact the consumer protection agency in the seller's state and your local Post Office.

If, after following the guidelines, you experience a problem with a mail order advertiser that you are unable to resolve, please let us know. Write to Advertising Department, Gernsback Publications Inc., 5008 BI-County Blvd. Farmingdale, NY 11735.

Be sure to include copies of all correspondence.

Underwater Arc Absurdities, Character Generators for Video, and More

TWO PERSISTENT PSEUDOSCIENCE WEB MYTHS INVOLVE PULSING OR SPARKING OF WATER. IN ONE CASE, AN EXCEPTIONAL HYDROGEN ELECTROLYSIS SUPER-EFFICIENCY IS CLAIMED. IN THE SECOND, A STRONGLY “OVERUNITY” ENERGY IS

attributed to “underwater arcs”.

The only minor problem with these pulse sparking claims is that there are now many thousands of water pulse-sparking machines in daily use. The devices have long been stocked in depth in every large city. These are known as EDM (Electro Discharge Machining) machines.

As far as I know, no machine shop using those devices has ever reported them vaporizing from excess energy generation. Nor have there been any reports of their exploding from the utterly trivial amounts of hydrogen they usually produce.

When you generate hydrogen, an efficient electrolysis will take place when you apply a DC voltage near 1.3 volts. At that continuous voltage, as much as one sixth of the required energy can come from ambient heat rather than the electricity, but only at uselessly low production rates. At a DC thermoneutral voltage of around 1.5 volts, all of your needed conversion energy has to come from your input electricity. Above 1.5 volts DC, excess heat is generated and wasted.

It seems to me that pulsing would move you away from those optimum values. Further, the cell capacitance is probably quite high, so your pulse charging and discharging can easily reduce overall efficiency. That's because the charge-discharge cycles produce additional waste heat.

There is an arcane field here called EIS, for electrochemical impedance spectroscopy. Searching the Web gets you useful (but costly) resources.

Two things about arcs and sparks: Any time you see them in a motor or generator, you're guaranteed to have inherent inefficiency. Any time that sparks are present, the measurements involving them will almost certainly be dead wrong because of off-scale rms crest factors.

There is also a ridiculous claim that a

“pulsed DC” somehow does not involve alternating current, or vice versa. Sorry, but any “pulsed DC” can easily be shown to consist of a direct current level along with groups of AC sinewave harmonics. At least that's what this Fourier dude seems to have claimed a while back—and he sure has me convinced. Observations that increased pulse frequencies might generate “more” hydrogen can usually be explained by an increasing duty cycle that simply ups the average DC value.

One misguided Web site promotes gathering of gases above underwater electric arcs for potential use as fuel substitutes. I don't see how that can be anything but thermodynamically ludicrous. I'd predict absurdly low true efficiencies, especially when all costs are fully amortized.

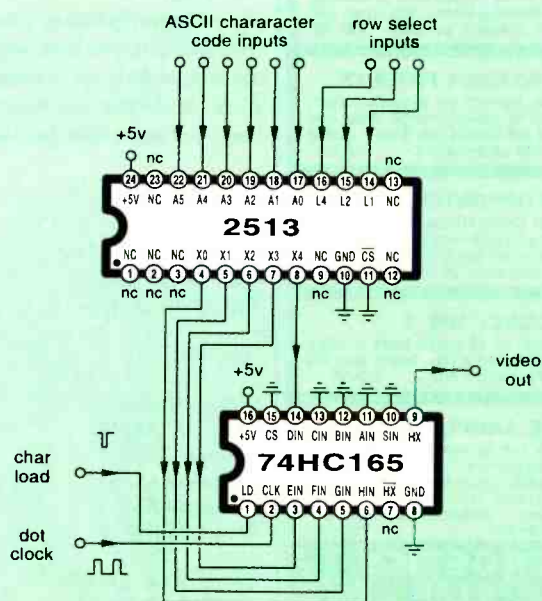


FIG. 1—A CLASSIC CHARACTER GENERATOR circuit. Inputs to a special EPROM pick character and row. Output becomes serial dot video.

new from
DON LANCASTER

ACTIVE FILTER COOKBOOK

The sixteenth (!) printing of Don's bible on analog op-amp lowpass, bandpass, and highpass active filters. De-mystified instant designs. **\$28.50**

RESEARCH INFOPACKS

Don's instant cash-and-carry flat rate consulting service. Ask any reasonable technical question for a detailed analysis and complete report. See www.tinaja.com/info01 for specifics. **\$79.00**

CMOS AND TTL COOKBOOKS

Millions of copies in print worldwide. THE two books for digital integrated circuit fundamentals. About as hands-on as you can get. **\$28.50** each.

INCREDIBLE SECRET MONEY MACHINE II

Updated 2nd edition of Don's classic on setting up your own technical or craft venture. **\$18.50**

LANCASTER CLASSICS LIBRARY

Don's best early stuff at a bargain price. Includes the CMOS Cookbook, The TTL Cookbook, Active Filter Cookbook, PostScript video, Case Against Patents, Incredible Secret Money Machine II, and Hardware Hacker II reprints. **\$119.50**

LOTS OF OTHER GOODIES

Tech Musings V or VI	\$24.50
Ask the Guru I or II or III	\$24.50
Hardware Hacker II, III or IV	\$24.50
Micro Cookbook I	\$19.50
PostScript Beginner Stuff	\$29.50
PostScript Show and Tell	\$29.50
PostScript Video & secrets	\$29.50
PostScript Reference II	\$34.50
PostScript Tutorial/Cookbook	\$22.50
PostScript by Example	\$32.50
Understanding PS Programming	\$29.50
PostScript: A Visual Approach	\$22.50
PostScript Program Design	\$24.50
Thinking in PostScript	\$22.50
LaserWriter Reference	\$19.50
Type 1 Font Format	\$16.50
Acrobat Reference	\$24.50
Whole works (all PostScript)	\$380.00
Technical Insider Secrets	FREE

BOOK-ON-DEMAND PUB KIT

Ongoing details on Book-on-demand publishing, a new method of producing books only when and as ordered. Reprints, sources, samples. **\$39.50**

THE CASE AGAINST PATENTS

For most individuals, patents are virtually certain to result in a net loss of sanity, energy, time, and money. This reprint set shows you Don's tested and proven real-world alternatives. **28.50**

BLATANT OPPORTUNIST I

The reprints from all Don's Midnight Engineering columns. Includes a broad range of real world, proven coverage on small scale technical startup ventures. Stuff you can use right now. **\$24.50**

RESOURCE BIN I

A complete collection of all Don's Nuts & Volts columns to date, including a new index and his master names and numbers list. **\$24.50**

FREE SAMPLES

Check Don's Guru's Lair at <http://www.tinaja.com> for interactive catalogs and online samples of Don's unique products. Searchable reprints and reference resources, too. Tech help, hot links to cool sites, consultants. email: don@tinaja.com
FREE US VOICE HELPLINE VISA/MC

SYNERGETICS
Box 809-EN
Thatcher, AZ 85552
(520) 428-4073

FREE catalog: <http://www.tinaja.com>

A FEW SELECTED SETI BOOKS

- Is Anyone Out There? Scientific Search for Extra... (Frank Drake)
- Alien Life Search: Quest for Extraterrestrial Organisms (D. Jefferis)
- Alien Life: The Search for Extraterrestrials and Beyond (B. Parker)
- Are We Alone? Philosophical Implications of the... (Paul Davies)
- Are We Alone? The Possibility of Extraterrestrial Civ... (R. Rood)
- Bioastronomy: The Next Steps (George Marx)
- Exobiology: Matter, Energy, and Information in the... (J. Trieste)
- Extraterrestrial Intelligence (Jean Heidmann)
- Life on Other Worlds: The 20th-Century Extra... (Steven J. Dick)
- Life Out There: The Search For Extraterrestrial Life (M. White)
- Other Worlds: The Search for Life in the Universe (M. Lemonick)
- Planet Quest: Epic Discovery of Alien Solar Systems (Ken Crowell)
- Project Haystack: The Search for Life in the Galaxy (Seti Institute)
- Quest for Alien Planets: Exploring Worlds Outside... (Paul Halpern)
- Search for Extraterrestrial Life: Essays on... (Peter Day)
- Search for Life on Other Planets (Bruce Jakosky)
- Seti Pioneers: Scientists Talk About Their Search... (David W. Swift)
- Sharing the Universe: Perspectives on Extraterrest... (Seth Shostak)
- Strangers in the Night: A Brief History of Life on... (D. Fisher)

For more details, see www.tinaja.com/amlink01.html

If you feel otherwise about any of these schemes, please show me some reproducible experiment along with a credible and published theory.

Key points: A fuel is a substance that can deliver new BTUs of energy to the on-the-books economy. Energy carriers (such as hydrogen) are most emphatically NOT fuels! In fact, any energy carrier always wastes fuel in exchange for convenience, shipability, or safety, and sometimes in stupidity. A current Chicago hydrogen demo project now seems to be trucking the hydrogen in from Pennsylvania.

It's a gas.

A thermodynamic process must be reversible if it is to have any hope of being efficient, kicking off minimum waste heat. Thus, a decent electricity-to-hydrogen converter must also be able to decently

convert hydrogen to electricity. The best thermodynamic processes usually have to end up as either isothermal (taking place at a constant temperature) or adiabatic (adding or removing zero heat).

A great book on this is Sandfort's *Heat Engines*. A copy can be found through www.tinaja.com/amlink01.html

More on EDM can be found in HACK60.PDF and HACK63.PDF on my www.tinaja.com Web site, and in *EDM Today* magazine. More on Fourier analysis can be found in MUSE90.PDF, on crest factors in MUSE125.PDF, and on thermodynamics in HACK64.PDF. And lots of "real science" links to electrolysis information sites can be found at my www.tinaja.com/h2gas01.html

A Cheap Video Review

There seems to be a lot of renewed

ITT Semi PIP2250	Picture-in-picture processor
Motorola MC141540	Monitor on-screen display
Motorola MC141541	Enhanced on-screen display
Motorola MC141543	Advanced on-screen display
NEC 42271	Color border PIP generator
Philips PCA8510	Stand-alone on-screen display
Philips PCA8515	Serial I/O on-screen display
Philips PCB8517	Stand alone OSD for monitor
Philips SAA5252	Line 21 Decoder
Philips SAA5355	Single chip color CRT controller
Philips TDA8315	NTSC decoder and sync processor
Seimens MEGATEXT	High performance Teletext chip
Seimens SDA5273	Teletext processing system

SGS-Thomson STV5730A Multistandard on-screen display

FIG. 2—HERE IS A SELECTION of some on-screen display (OSD) circuits.

interest in lower-cost video displays, especially PIC-based video message overlays. For those old enough to remember, we first looked at these as my classic TV Typewriter back in the September 1973 issue of this magazine's predecessor, **Radio Electronics**. Details also were available in my *TV Typewriter*, *Cheap Video*, and in my *Son of Cheap Video Cookbooks*.

Back in those days, a character-generator approach was used. ASCII characters were typically generated as a 5 × 7 or a 6 × 9 mono dot matrix.

A specially organized ROM was used. Some of these even had a then-stunning 2240 bits of internal data storage. You inputted a character that you wanted (often only 6-bit uppercase ASCII) along with a vertical scan-line selector. A row of dots then was output that matched the desired character and position.

A PISO (parallel-in, serial-out) shift register or a similar circuit then changed the parallel dot patterns into a serial string of dots. Those dots either create your actual video or else are superimposed over existing video.

As we've seen a number of times before, superimposing video can get tricky. You cannot directly add two video signals together. The timing of both video sources must get exactly locked together. This can be done by genlocking, use of frame grabbers, or by a common station sync. More on this can be found in **HACK60.PDF**.

Personal computer technology quickly moved beyond this character-generator scheme. Instead, bitmapped graphics screens are used, removing all the limits of single-font text only. With bitmapping, any combination of dots in any color or brightness can be used, mixing text and graphics.

But the character generator method has made a big comeback, mostly for VCR messages and TV receiver status displays. It is also being used for PIC data displays and for other lower cost apps where you simply want to put some limited information on screen or on top of another incoming video source.

The basic character-generator concept from way back when is shown in Fig. 1. That circuit puts a five-dot wide by seven-dot high character into a six-by-eight-pixel display space. A monitor or TV set rapidly scans from its right to left, but only slowly moves from its top to bottom. The top row of all character dots is put down on the first scan line,

followed by the appropriate dot patterns on the lines that follow.

This particular character generator was upper case only, so it accepts six bits of ASCII code to generate letters and numbers. It also has three row-timing inputs that pick the dot row needed. The 2513 is basically a read only memory. In exchange for ASCII and row inputs, a

acters are routed into sequential on-screen slots. Program and command set examples are shown in **MUSE115.PDF** on my Web site.

One representative circuit is shown in Fig. 3. The SGS-Thomson STV5730 chip works in either NTSC or PAL formats, and offers a number of options. It can generate a stand-alone display or

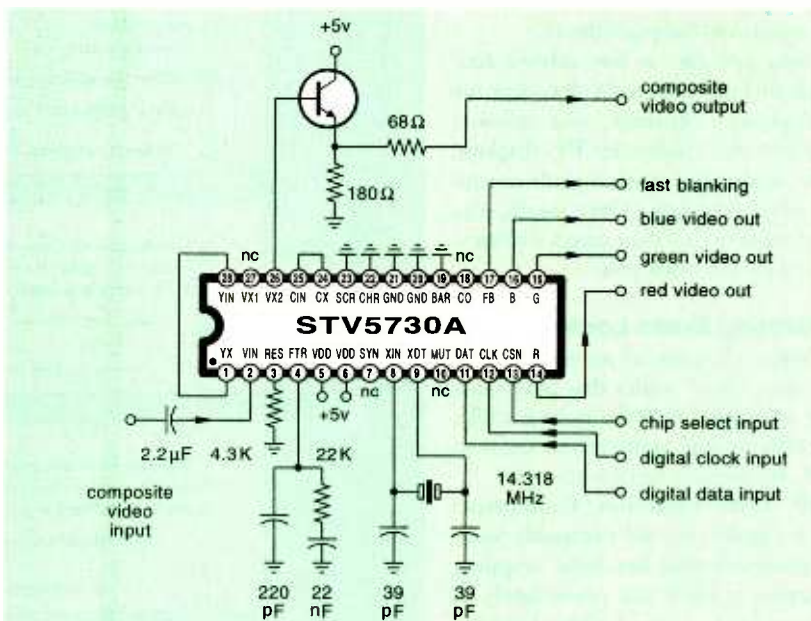


FIG. 3—SIMPLIFIED CIRCUIT EXAMPLE of a single-chip OSD.

parallel five-dot pattern is output. That dot pattern is converted to serial video by a shift register locked to the video timing. The shift register also acts as a latch so the character dot information is always available.

These days, single chip solutions can be used to generate all of the dot patterns and all the timing for much fancier color characters. A listing of some of the available devices is shown in Fig. 2. Those devices are typically micro-processor programmable. In one mode, commands are stashed in the internal memory locations to set the display format, color, position, and all other options. In a second mode, ASCII char-

lock to incoming video. Up to 11 rows of 28 characters each can be generated. A transparency option is available. Be sure to study the data sheet (available on line from www.queslink.com) because there are lots of possibilities.

Can a PIC be used to generate its own dot rate video? The surprising answer is that it can, but only with some really intense design.

Tim Jenison's Calibar pattern generator from NewTek is one example. Tricks possible with that unit include continuously running the high addresses of a 4× color clock-pattern generator EPROM from a 4-bit binary counter, and then letting the PIC control all of the needed low addressing. Even then, a sneaky trick had to be done to provide for the alternate-line color-phase inversion: patterns for pairs of horizontal lines are used. Similarly, a full two-field frame was used that read different EPROM sync patterns on each field. More on the Calibar can be found in **MUSE120.PDF**.

A good source for PIC compatible character-generator displays is Decade Engineering. Details on their BOB-5L are available in **MUSE115.PDF**. That

NEED HELP?
 Phone or write all your US Tech Musings questions to:
 Don Lancaster
 Synergetics
 Box 809-EN
 Thatcher AZ, 85552
 Tel: 520-428-4073
 US email: don@tinaja.com
 Web page: <http://www.tinaja.com>

unit used the earlier Rohm BU5963AS character-generator chip, which is no longer sold. Later models use newer chips. Decade may be easily reached through the banner link on my Web site.

Another route to low-priced video displays is to use an older computer. Ideal candidates are the Apple IIe or even a Commodore 64. I've got great heaping piles of Apple IIe's available at www.tinaja.com/bargca01.html

There are also a few related new devices including Line-21 decoders for the hearing impaired and teletext processors for European TV displays. These sometimes also include useful stand-alone displays. Once again, the easiest place to find data sheets and samples is www.questlink.com

Re-raveling Some Loose Ends

There's all sorts of unrelated short annoyance "fixit" topics that have been piling up around here for quite a while. I've collected and summarized them in Fig. 4. So, without further ado:

HP 3300 Function Generator:

This is a really nice old sweepable function generator that has been cropping up surplus at fairly low prices lately. It was intended to be used with a hard-to-find sweeper or other exotic plug-in. The only "little" problem is that the instrument won't work at all without some sort of a plug-in.

Figure 4A shows a connector that lets you run the 3300 as a stand-alone function generator. The connector used is an Amphenol 57-30500. You can also use this jumpering as the start of your own custom plug-in. More details are available at www.tinaja.com/bargte01.html

Packard Bell Woes: Seems I've got this older Packard Bell computer that has a nasty habit of randomly turning off all its CD-ROM and LS120 drives. What usually happens is that a NoIDE flag in the registry mysteriously gets set to its "01" value.

I suspect this is a generic problem. Your fix is to carefully go down into the registry and reset this value.

Figure 4B shows you one possible path. On Win 98, you run REGEDIT, then drop down through these folders in order: HDKEY_LOCAL_MACHINE; System; CurrentControlSet; Services; VxD; and finally IOS. Then change the NoIDE flag back to 00.

Note that an improper registry modification can trash your machine and a careful backup is a very good idea here.

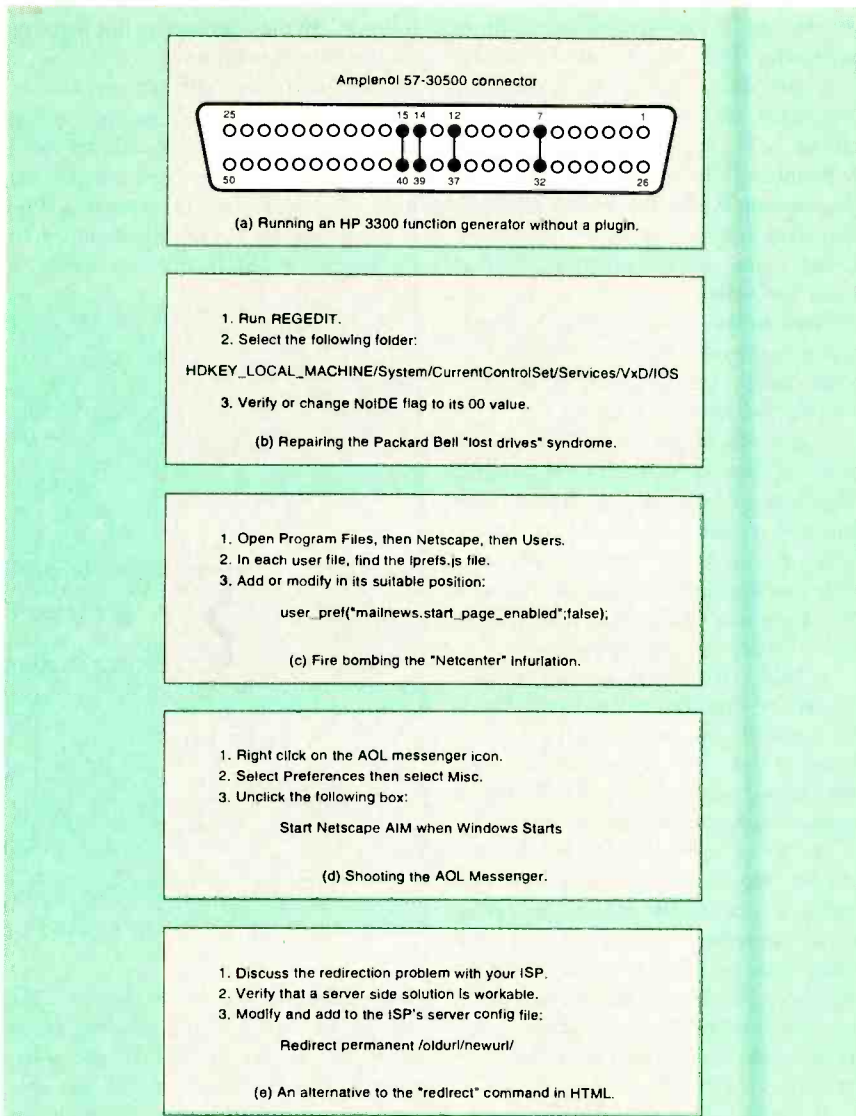


FIG. 4—SOME "ODDS & ENDS" SOLUTIONS to annoying problems.

Also note that this repair only works if the NoIDE flag has in fact gotten trashed to an "01" value.

"NetCenter" Infuriations: The latest versions of NetScape Navigator seem to stupidly try and force you to go to "NetCenter" rather than the place you really want to go to get your mail. A cure is to go into the Program Files and drop on down first into NetScape and then to Users. Inside of each user folder should be a prefs.js file. Then, by using an editor or word processor, very carefully enter

```
user_pref("mailnews.start_page_enabled", false);
```

at its alphabetical location. Then, you resave your prefs.js file. Should this preference already be present, just change it from "true" to "false" as per Fig. 4C.

Shooting the AOL Messenger: Just as infuriating is the AOL messenger in NetScape that inexcusably and uselessly clutters up your browser task bar. This one is easier to cure. Right click on Messenger, then on Preferences, then on Misc. You'll then unclick the Start Netscape AIM when Windows Starts box option. Again, this procedure is summarized in Fig. 4D.

A Redirect Alternative: Later versions of HTML have a redirect command in them. Redirect is useful to move you from an old page to a new one. This is also one method to track responses to banner ads. But any redirect takes time, and gives your viewer an unneeded page to view. Old redirects have a nasty habit of disappearing. Worse, if your redirect delay time is set too short, the browser back arrow no longer works. For any clicking on back

NAMES & NUMBERS

1-800-Batteries

2301 Robb Dr.
Reno, NV 89523
(800) 228-8374

AKM Semiconductor

2001 Gateway Pl.
Suite 650W
San Jose, CA 95110
(888) 256-7364

Analog Devices

PO Box 9106
Norwood, MA 02062
(800) 262-5643

Astrophysical Journal

PO Box 37005
Chicago, IL 60637
(773) 753-3347

Card Technology

300 S Wacker Dr., 18th Fl
Chicago, IL 60606
(312) 913-1334

Decade Engineering

5504 ValView Dr. SE
Turner, OR 97392
(503) 743-3194

Digital Graphics

2800 W Midway Blvd.
Broomfield CO 80020
(303) 469-5730

EDM Today

1212 State Rte 23
Butler, NJ 07405
(201) 833-3130

Hanser Gardner

6915 Valley Ave.
Cincinnati, OH 45244
(888) 527-8803

JKL Components

13343 Paxton St.
Pacomia, CA 91331
(800) 421-7244

Lindsay Publications

PO Box 538
Bradley, IL 60915
(815) 935-5353

National Semiconductor

2900 Semiconductor Rd.
Santa Clara, CA 95052
(800) 272-9959

Newnes

225 Wildwood Ave.
Woburn, MA 01801
(781) 904-2500

NewTek

1200 SW Executive Dr.
Topeka, KS 66615
(800) 847-6111

Norton Plastics

PO Box 3660
Akron, OH 44309
(800) 798-1554

Philips

2001 W Blue Heron Blvd.
Riviera Beach, FL 33404
(407) 881-3200

Scientific Computing

301 Gibraltar Dr.
Morris Plains, NJ 07950
(973) 292-5100

SGS-Thomson

1000 E Bell Rd.
Phoenix, AZ 85022
(602) 867-6259

Siemens Components

2191 Laurelwood Rd.
Santa Clara, CA 95054
(408) 980-4500

Space Telescope Science Institute

3700 San Martin Dr.
Baltimore, MD 21218
(410) 338-4961

Surplus Al

PO Box 215
Hunlock Creek, PA 18621
e-mail: surplusal@tl.infi.net

Synergetics

Box 809
Thatcher, AZ 85552
(520) 428-4073

immediately is forwarded.

At any rate, there's a subtle, little known, and older alternate that even works with Apache servers. As shown in Fig. 4E, just have your ISP put the following command in their Apache server configuration file folder:

```
Redirect permanent /oldurl/newurl/
```

This obviously needs close co-operation with your ISP, and I am not sure how a permanent redirect can be used to tally click-through counts, but this is otherwise both cute and useful. Many

thanks to Krigen Sitaker for this tip. More on redirects can be found on my web-mastering library pages, along with lots of other goodies.

Some SETI Books

A thought-provoking paper, "How Rare are Extraterrestrial Civilizations?" by Mario Livio, recently appeared in the February 1999 *Astrophysical Journal*. In it, Mario makes a strong case for dramatically raising the odds on currently present extraterrestrial civilizations. His argument is that other civilizations should show up not much sooner nor

later than halfway through the parent star's life cycle, which means they should be emerging "right about now."

There's a lot of reasonable books on SETI topics. I have summarized a few of these in the resource sidebar. More title details can be found at <http://www.tinaja.com/amlink01.html> or on this online column version at <http://www.tinaja.com/muse01.html>

The recently revised classic text in this area remains Frank Drake's *Is Anyone Out There?* Some earlier thoughts on SETI can be found in HACK65.PDF, or search the web under "Drake equation". More SETI topics also appear in the online Space Telescope Science Institute library at stlibrary.stsci.edu

New Tech Lit

From Analog Devices comes their latest Winter 1999 Short Form Designer's Guide. Through AKM Semiconductor you can get details on their AK410 24-bit digital audio interface receivers. And from National, information is available on their LM3812 series of "battery gauge" current sensors.

An astounding collection of aerial and satellite photographs appears at the Terra Server site, which is newly up at www.terraserver.microsoft.com. The coverage in the four terabyte(!) database has both aerial and satellite photography with resolutions down to one meter per pixel.

Metalloradicals latest album has gone platinum! Actually, these are the key compounds to understanding photosynthesis and creating possible organic batteries and energy carriers. The key paper in this area was first detailed by Hoganson and Babcock in *Science* for September 26, 1997. The more recent pair of biological-hydrogen update papers appears in *Science* for Dec 4, 1998; see pages 1842 and 1853. Also, check out "A New Type of Hydrogen Bond" in the December 11, 1998 issue. More links and information on hydrogen and related topics is found in www.tinaja.com/h2gas01.html.

One source for the WWII military tech manuals is Surplus Al. Check his new www.qsl.net/w3ugd Web site. More on test equipment manuals and buying military surplus is found at www.tinaja.com/resbn01.html

Free Tygon tubing samples can be obtained from Norton. A new catalog of

technical plastics and polymer books is available from the Hanser Gardner folks.

From JKL Components comes data sheets on small narrow-spectrum ultraviolet lamps. JKL is a good source for mini fluorescent lamps of all types. From 1-800-Batteries comes their latest catalog on batteries for camcorders, cell phones, and similar gear.

Featured insider trade journals for this month include *Digital Graphics* about poster- and billboard-sized color printers; *Scientific Computing & Automation* on industrial and lab PC apps; and *Card Technology* on smart cards, PCMCIA, and such.

The latest books from Newnes are *CE Marketing Handbook* on safety regulations, the *Power Electronics Design Handbook*, and *VCR Troubleshooting and Repair*.

The latest Lindsay Publications title is a 1913 *Harper's Aircraft Book* by A. H. Verrill. It includes detailed modeling instructions for many classic early planes. More information on all sorts of other book titles at www.tinaja.com/amlink01.html

For the insider secret fundamentals of active filters, check out my *Active Filter Cookbook*, either by itself or as part of the Lancaster Classics Library. You can visit www.tinaja.com/synli_b01.html or see my Synergetics ad for that.

The Synergetics Consultant's Net has also been recently improved; see www.tinaja.com/consul01.html For instant resource solutions, check out www.tinaja.com/info01.html

The very latest additions to my www.tinaja.com/barg01.html surplus site include radiosondes, frequency synthesizers, Tektronix plugins, and centrifuges. Plus superb "project starters" that include some mondo switches. The latter are heavy duty twelve pole, twenty position plus off, non-shorting. They are even pre-wired. Let me know what new uses you can come up with for these.

As usual, most of the mentioned resources appear in our Names & Numbers or SETI Resources sidebar. Always check there before calling our US technical help line shown in the nearby box. Let's hear from you. **EN**

COMPUTER CONNECTIONS

continued from page 27

However, the good news, as we mentioned earlier, is that the chip is *cheap*. There are plenty of consumers who need a decent PC, but can't take a second mortgage to buy it. For these users, or for students, an MII is a good choice.

This low-end trend might be changing soon, though. Cyrix has announced plans to release a high-speed chip later this year, maybe around November or December. Code-named Jalapeno, the chip will likely be coming out with a 600 number on its surface. It will also feature a licensed version of 3DNow! technology. Hopefully when this "600" chip is released it will have a "MHz" next to it and not a "PR."

That's about all for this month. If you'd like to drop me a line, feel free to send e-mail to connections@gernsback.com, or send a snail-mail to *Computer Connections, Electronics Now*, 500 Bi-County Blvd., Farmingdale, NY 11735. **EN**

NEW PRODUCTS

continued from page 16

Separate front-panel meters monitor output voltage and load current. These settings can be varied manually using the front-panel coarse and fine controls. Outputs are floating—neither the output nor the negative terminal (nor any point within the regulator circuitry) is connected to ground. The supply is designed to operate in an ambient temperature of 40° C. The Model 1337 DC Power supply has a list price of \$375.

GLOBAL SPECIALTIES

70 Fulton Terrace

New Haven, CT 06512

Tel: 800-572-1028 or 203-466-6103

Fax: 203-468-0060

Web: www.globalspecialties.com

Phono Cartridges

THESE THREE HI-FI/HOME audio phono cartridges share a number of improvements. The M97xE, M94E, and M78S all feature the all-metal head mounting screws and color-coded cartridge connector pins, which simplify making headset connections. Stylus insertion on all cartridges is now easier than ever.

The M97xE is a high-performance cartridge designed for highly accurate



CIRCLE 27 ON FREE INFORMATION CARD

sound reproduction. It offers a damper/de-staticizer feature and a die-cast aluminum mounting block. The M94E is suitable for all vinyl records, and the M78S is a monophonic unit. Suggested retail prices are \$150, \$100, and \$90, respectively, for the M97xE, M94E, and M78S.

SHURE BROS. INC.

222 Hartrey Avenue

Evanston, IL 60202-3696

Tel: 847-866-2200

Fax: 847-866-2279

Web: www.shure.com

Microcontroller Programmer

CONNECTED TO YOUR PC SERIAL port, the 8X51 Programmer can program three kinds of DIP-style 8-bit microcontrollers (MCUs): the EPROM version 8751H, the CMOS EPROM version 87C51, and the Atmel Flash-based AT89C51/52/55 (up to 16 bytes). With a socket adapter, it can also program Atmel's 20-pin AT89C2051/1051.



CIRCLE 28 ON FREE INFORMATION CARD

The programmer software is a menu-driven system, containing a submenu for each device to handle different programming algorithms and voltages. It can blank check, write, read, and verify the device to be programmed. It can also erase flash MCUs. The programmer accepts both Intel hex and binary format files. The 9600-bps version retails for \$75 (\$65 for kit only) and the 57,600-bps version costs \$85. The AT89C2051/1051 Adapter costs \$30.

XuMICRO


P.O. Box 14681

Houston, TX 77021

Tel: 713-741-3125 **EN**

Electronic SHOPPER[®]

Micro Video Camera Sale




MB-45cB
Color Video Camera
2.8mm Lens
45° Angle of View
\$99.95

Size: 1.25" sq.



MB-650Ua
Black & White Video Camera with Built-In Audio & 4.3 mm Lens.
\$89.95

Size: 1.18" sq.



Wireless Cameras

Wireless Camera Package Deals, include: one camera, one receiver and power supplies. (Receiver holds up to 4 cameras)

Wireless 4-Channel A/V Black/White & Color Cameras



Built-in Mic (on All models)
Cameras are shipped with 4.3mm lens. (Camera shown with optional lens.)

GFS-1001 (900MHz)
GFS-2002 (1.2Ghz)

Wireless Transmitter & Receiver

2.4 GHz
Video/Stereo Audio

ONLY **\$219.95**



Dimensions: 2.5"(W) x 2.18"(H) x 3.28"(D)

Worlds Smallest Video Camera

No Bigger than the size of a Quarter! with CMOS Technology.

CM-550U -\$69.95
Pinhole Camera Available:
CM-550P -\$69.95

240 Line Horizontal Resolution
Size: 1.12"(L) .5"(W)



Micro Audio Receiver



• Audio Jack - RCA Female
• Power Jack - 2.1 Female Barrel Jack

MIC-300 - \$39.95

Video Conferencing

TeleEye has everything you need to do Color Video Conferencing. It comes with a built-in high quality digital camera, a high speed modem and state-of-the-art Audio/Video hardware.

Remote View Window
Up to 15 frames per second or VHS-quality resolution.

On-Screen Menus
Easy Control using your phone keypad.

\$499.⁹⁵
Stand Alone System
No PC Needed.



LP-850p
\$139.95



Length: 1.37"
Diameter: .87"

Outdoor Model Available
\$169.95

LP-850i
\$129.95



Length: 1.9"
Diameter: .91"



Polaris Industries
<http://www.polarisusa.com>
800.752.3571

Polaris Industries 470 Armour Dr. Atlanta GA 30324 Tech Info: 404.872.0722 FAX: 404.872.1038



SCO-1 - \$399.95
Observation System


Interfaces with existing Camera Systems!

System includes:

- Monitor
- Camera/100 ft. Cable
- Camera Stand/Mount
- 2-way Intercom Station
- 100 ft. Intercom Cable
- VCR Interconnect Cable
- One Year Warranty

SCO-1 - \$399.95
Observation System

ELECTRONIX EXPRESS

WELLER SOLDERING STATION - MODEL WLC 100 • Variable power control (5 to 40 watts) • Replaceable heating element • Quality light-weight pencil iron \$36⁹⁵ 		SOLDERLESS BREADBOARD 830 tie points. MB102PLT model features 3 binding posts and aluminum backplate. Part No. 1-9 10+ MB102 5.95 5.00 MB102PLT 8.95 8.00 		SOLDERING IRON 3-WIRE HIGH PERFORMANCE #060501  \$5²⁵	
DUAL-TRACE OSCILLOSCOPE W/HIGH RESOLUTION, BLUE CRT INCLUDES PROBES, POWER CORD 2 YEAR WARRANTY Goldstar 5020 20MHZ \$349⁰⁰ 		INSTEK® FUNCTION GEN. WITH INT/EXT FREQ. COUNTER MODEL 8016 \$215⁰⁰ 		SOLDERING IRON STAND W/SPONGE #060842 \$3⁵⁰ 	
SCOPE PROBE 60 MHZ \$12⁹⁵ SWITCHABLE X1, X10		ALLIGATOR LEADS SET OF 10 \$2¹⁰ 		RESISTOR KIT 1/4W 5% film. 5 pieces each of 73 values. 365 pieces total. \$3⁹⁵ 	
DIGITAL MULTIMETER WITH CAP/FREQUENCY/ TRANSISTOR TESTER Model DM645 \$34⁹⁵ 		SWITCHES 8 POS DIP 60¢ ea. Mini Toggle SPDT 50¢ ea. 		1 LB. 60/40 Solder Roll .031" \$5⁹⁵	
PAD-234 DIGITAL/ANALOG TRAINER Complete portable workstation. Variable and fixed power supplies, function generator, digital I/O, rugged design, high impact case. Assembled \$150⁰⁰ Kit \$110⁰⁰ 		HIGH QUALITY TOOLS With Cushion Grips and Return Spring Needle Nose Pliers \$2⁹⁵ Wire Stripper \$1⁵⁰ Diagonal Cutter \$2⁹⁵ 		DESOLDER PUMP W/TIP #060820 \$3⁵⁰	
		POWER SUPPLIES 0-30 VDC, 0-3 Amp. Built-in current limiting, overload protected, constant voltage and current operation. 01PSGP4303A Analog Display \$165.00 01PSGP4303D Digital Display 189.00 		15 TURN POT 69¢ ea. Bourns 3006P series. All standard values available.	
				7 SEG. DISPLAY 60¢ ea. MAN72 C.A Red 0.3" MAN74 C.C Red 0.3"	

FREE CATALOG

MORE
Low-Priced
Items In Our
FREE
216-Page Catalog



TERMS: Min. \$20 + shipping. School Purchase Orders, VISA/MC, Money Order, Prepaid. NO PERSONAL CHECKS, NO COD. NJ Residents: Add 6% Sales Tax.

In NJ: 732-381-8020 365 Blair Road • Avenel, NJ 07001-2293 http://www.elexp.com
 FAX: 732-381-1572 **800-972-2225** email: electron@elexp.com

CIRCLE 323 ON FREE INFORMATION CARD


INTERNET SECURITY The latest tricks and methods hackers use on the Net to pirate software (warez), and hack websites. Includes examples, countermeasures, password defeats, Packet-Switched Networks, UNIX, Sprintnet, X.25, anonymous FTP, brute force techs, lots of tips. <i>More!</i> \$29. wrds=29.4K		CELLPHONE/CORDLESS GUIDE How cellphones operate; mods. Vulnerabilities to hack attack; countermeasures. Cloning details for NAMs, ESNs, etc. control data formats, computing encoded MINS, ESNs, SIDHS, Op Sys, PROMs, forcing ACK, test mode and resets, cable diagrams, scanning, tracking, scanner restorations, freq allocations, roaming, step-by-step to keypad-reprogram 100+ popular cellphones. One FREE database search. Plus much on Cordless phones. <i>More!</i> \$49. wrds=80.0K		STOPPING POWER METERS <i>As reported on "60 MINUTES"!</i> 6th Edition! Details devices that can slow down (even stop) power meters while loads draw full power - great science projects! Devices plug into one outlet and normal loads into other outlets. Describes meter creep, overload droop, pole meters, etc. \$29. wrds=10.4K		MANY MORE TITLES! (See Catalog for prices & descriptions) BEYOND PHONE COLOR BOXES ANSWER, MACHINE SECURITY CASINO SECRETS CHECK & M.O. SECURITY CREDIT CARD SECURITY CONS & SCAMS DATABOOK SOCIAL ENGINEERING POLYGRAPH SECRETS BY AN ORDER OF THE MAGNITUDE ULTIMATE SUCCESS MANUAL STEALTH TECHNOLOGY SIMPLE/CHEAP SECURITY ELEC. SECRET & SURVIVAL RADIO THE "GOLDFINGER" THE "SILKWOOD" SECRETS OF SOLDERLESS BBS HIGH VOLTAGE DEVICES MIND CONTROL UNDER ATTACK! RADIONICS MANUAL HEAL THYSELF! SECRET & ALTERNATE IDS CRYPTANALYSIS TECHNIQUES GOVERNMENT LAND GRAB ROCKET'S RED GLARE SURVIVAL GUNS & AMMO THE ULTIMATE DRIVER	
INTERNET TRACKING & TRACING: Scammers, spammers, stalkers, infectors, and others hide behind the Internet's anonymity to commit serious offenses. Learn from master hackers best methods to track, trace IDs and origins, and to protect your own privacy. <i>More!</i> \$29. wrds=17.0K		PAGER (BEEPER) MANUAL: How Pagers work, different types and uses, freqs, advantages over and uses with cellphones, and tips and tricks. How phreaks hack Pagers; countermeasures. Plus plans for a Personal Pocket Paging System (xmitter and receiver). <i>More!</i> \$29. wrds=11.7K Both for only \$69!		SPM THE VIDEO: Now it's easier to learn about KW-HR Power Meters than ever before! This educational video shows you how they work and their anatomy. Demonstrates SPMEM device and external magnetic methods used to slow and stop meters! Hosted by a top expert in the field. From the novice to the pro, an excellent source of info on these exciting devices! Great in combo with our SPM-related manuals! \$29. (20 min)		THE I.G. MANUAL: Details external magnetic ways (applied to meters) outlaws use to slow down and stop power meters while drawing full loads. \$25. wrds=4.9K	
INTERNET FRAUDS DATABOOK: Internet cons, scams and related frauds now rake in \$2+ Billion annually! Most are done anonymously with impunity. Details how they're done, how to ID them, how to protect yourself. <i>More!</i> \$25. wrds=19.1K		CALLER ID & ANI SECURITY How they work and the many vulnerabilities of Caller ID, ANI, *69, *57, Call Blocking, *67, et al. Describes ESS, SS7, CNA, CAMA, DNR, Diverters, Centrex! \$25. wrds=15.2K		KW-HR METERS: How watt-hour energy meters work, calibration, error modes (many), ANSI Standards, etc. Demand and Polyphase Meters. Experimental results to slow, stop power meters by others. \$25. wrds=24.2K Any 2 for \$49. 3 for \$64. all 4 for \$79!		COMPUTER SECURITY Describes in detail how computers penetrate each other, and how VIRUSES, TROJAN HORSES, WORMS are implemented. Dozens of computer crime and abuse methods and countermeasures. Includes disk filled with hacker text files and utilities, and the legendary FLUSHOT+ protection system. Internet advice, password defeats, glossary - much more! Manual + PC Disk! \$39. wrds=49.5K	
THE COOKIE TERMINATOR: Many websites track your every move! Browser cookie, history and cache files contain personal data readily accessible to Internet predators, scammers, spammers and snoops. Your financial, medical, political, habits, lifestyle, future plans data is exposed to the world! Step-by-step how to remove and stop cookies from destroying your privacy. \$25. wrds=8.4K Any 2 for \$49. 3 for \$64. all 4 for \$79!		FAX MACHINE SECURITY All known methods used to hack Faxes and countermeasures. Includes computer fax modems, crimes, interceptions, fax servers, fax-on-demand, protocols, parameters, compression, encryption, and fax surveillance-type mods. <i>More!</i> \$29. wrds=28.0K		THE HACKER FILES: Expose 3 HD PC disks filled with choice raw, colorful, highly informative hacker, phreaker text files covering many topics! \$39. Both for only \$69!		BEYOND VAN ECK TEMPEST Remote eavesdropping plans of TV video noise signals. Range up to 1 KM. Describes how van Eck systems work, and are also used in surveillance of computer systems. Plus TVRO vs phone privacy detailed! \$29. wrds =14.9K Van Eck Demo Tape is \$29. (15 min). Both for only \$49!	
PBX SECURITY PBXs hacking losses of \$5-\$10 Billion/yr! Detailed vulnerabilities (especially for out-dial), countermeasures. Exclusive author interview in Forbes! \$24. wrds=17.4K		VOICE MAIL SECURITY VMSs are hacked to penetrate PBXs to make outgoing calls, get free VMB usage, secretly read/change/delete messages, control or damage the VMS (or its PBX) itself. Details how hackers do it, countermeasures. A must for users, svcsps, security personnel! \$29. wrds=14.2K		CONSUMER ELECTRONICS CATALOG \$1 WITH ORDER, \$3 W/O		THE DIRTY-2 DOZEN! 24 Hot Hack Phreaks Expose! Disk! See CATALOG!	
ATM SECURITY 100+ ATM crimes, abuses, vulnerabilities, defeats exposed - TEMPEST, mag stripes, false fronts, supercol, <i>More!</i> Case histories, labeled internal photos, figures. \$39. wrds=41.0K		TOP SECRET Full Web Catalog: www.tsc-global.com Special Projects: /spaf-spp.html		2430 Juan Tabo, NE, #259, ABO, NM 87112 P.O. Box 23097 ABO, NM 87192 Fax: 505-292-4078 (all hours, orders only) Voice: 505-237-2073 (9-7 M-S)		SPECIAL PROJECTS We will design & build just about anything electronic! Hardware done as SPECIAL PROJECTS. Send #10 SASE or \$1 for SP Application Form, else get at: www.tsc-global.com/spaf-spp.html	

CIRCLE 226 ON FREE INFORMATION CARD

SWEET-HEART DEALS

TEK 2465A/DM, 350 MHz, 4Chan. O'scope with DMM

Super 350 MHz four-channel scope. Sens: 2 mV at 350MHz. Rise time 1ns. Sweep: 500ps/Div. Voltage & Time cursors, screen readout. 1 Mohm /50-ohm input. Digitize, store and recall waveforms. Auto Setup, Sequencing & more. Accessories: 10X Probes (2), Pouch, Ops Manual, Cover. Opt.01 = Digital Multimeter. Option 09 = Counter/Timer/Trigger and Word Recognizer. Mint. **TEKTRONIX 2465A/DM..... \$2695**



WORLDS SMALLEST, 100mW, VIDEO TRANSMITTER,

Only 0.98" x 0.8" x 0.037" in size. Transmits crystal controlled, hi-res., color or B&W images with 100mW output! The transmitter you've been waiting for. Shown actual size. Much smaller than the 9V battery which powers it. Draws only 35mA! Factory tuned. Receive on cable channel 59. UHF Bow tie antenna with balun and 3' F cable for TV supplied. Perfect with GM1000A camera. Both will fit in a cigarette pack...with the battery! The best anywhere.



TVX-100.....\$189 with GM1000A-PH CAM.....\$268

SUPER! UNDERWATER (to 60 ft.) "INSPECTION" CAMERA

with INTERNAL INFRA-RED ILLUMINATOR! Sleek black anodized, BRASS, housing is O-Ring sealed & WATERPROOF. Adjustable mount included. Specs: 1/3" CCD, 400 Lines resolution, 0.05 Lux sensitivity, AGC, Auto Shutter. Operates on 12VDC @225mA, 3.6mm, 92° FOV glass lens. NTSC video out. Superior construction. SENSITIVE to IR. Ultra small Size only: 1.25" d. X 2" long. With 60 ft. cable. Great for gen'l outdoor use also. **GM-300K...\$199**



TWO MINI C-MOUNT CAMERAS, Super sensitive, GM410 or the general purpose GM412, The GM-412 specs:

2.4"L, 250,000 Pixels, 380 Lines Resolution, Sensitivity 0.3 Lux, The GM410 specs: size only 1.5" SQ. x 1.6" L, >270,000 Pixels, 410 Lines Res., Sens. 0.05 LUX., Both cameras are 1/3" CCD with AGC & Electronic shutter. 12V @110mA power. NTSC out. IR SENSITIVE, BNC video out, Both use std. DC pwr. jack. Aluminum housings with dual threaded top and bottom mounting. True performance not hype! These cameras will outperform ANY camera in this magazine. Multi-lens options are available.



GM412, less lens..\$119, GM410, less lens..\$169

C-MOUNT LENS OPTIONS TO ENHANCE YOUR IMAGE:

Fast Lenses for Low Light or General Purpose Normal Light

16mm, f1.6, 15° FOV	\$39	4mm, 80° FOV	\$24
8mm, f1.3, 40° FOV	\$49	8mm, 40° FOV	\$24
4mm, f1.4, 78° FOV	\$49	12mm, 28° FOV	\$24

6V @ 12 AH SEALED, RECHARGEABLE, LEAD ACID BATTERY

Brand new Panasonic type LCR6V12PI, tough to get at a discount. Very compact. Use two for a 12V@ 12AH pack. Two top mounted 1/4" faston connectors. Perfect for robotics and other high drain applications. Size: 5.9"L x 3.7"H x 1.97"D
REG. \$18ea. NOW 2 for \$20, or 10/\$89



NEWPORT, 400 or 406 X-Y Platform, Two orthogonal positioners in one low profile unit. Super stable pre-loaded linear bearings support up to 100 lbs. with 1/2" travel <200 urad deviation. Model 400 has solid top plate. Model 406 (shown left) has a 2.25" diam. clear aperture though center. Both include 2ea. SM-13 vernier micrometers with 0.001mm resolution. Size: 5.5" x 5.5" **Newport \$600, Our Price..\$349ea.**



Model 436 Translation Stage, Crossed roller bearing for precision and load capacity. Lockable, stackable, reversible for left or right hand operation. Hardened carbide actuator insert. Pre-loaded against backlash. An array of 1/4-20 and M6 tapped holes provided. <125 urad deviation. Supplied with the SM-13 vernier micrometer actuator with 1/2" travel and 0.001mm resolution. Max. stage travel: 1". Max load 125lbs. Size: 3.5" x 6" **Newport, \$600, Our Price.....\$349**



ARGON LASER POWER SUPPLY. THE INDUSTRY STANDARD, AMERICAN LASER 60X

We were fortunate to obtain these unused and factory refurbished ALC 60X power supplies. Always in demand but hard to find. They can power most Argon heads up to 12AMPS. We have no manuals at press time. If you have a 60X series head or similar this is the unit for you. 110VAC power. Rugged anodized aluminum, housing with internal fan. Size: 8"x8"x11", 22 lbs. Don't miss out. Very Ltd. Qty. **ALC60X...\$429ea. or 2 for \$799**



WE GOT THE SHAFT and YOU BENEFIT! TINY, PRECISE, PORTESCAP, SWISS, GEARMOTORS.

These mini motors are state of the art "ironless" type. Model A: 1219E-012-G-400 with 1044:1 Planetary gearbox. Size: 12mm diam. x 44mm L (above) Model B: M11-210-54-0 with approx. 40:1 spur gearbox. Size: 16mm diam. x 43mm L (right) Both have 2d x 6mm L, flattened shaft, solder power terminals.

LIMITED QUANTITY
TYPE A: \$19ea. or 2 for \$34
TYPE B: \$15ea. or 2 for \$27

Type A:	6V	5mA	68
	12V	5mA	145
Type B:	6V	8mA	141
	12V	12mA	290

NEW, SONY, CCM-PC5 COMMUNICATIONS CAMERA HIGHLY RATED, TELECONFERENCING CAMERA

Originally sold for \$400! Now available for a fraction of that price. Great looking styling (doesn't look like a toy camera!) Very stable, adjustable tilting base, front panel LED pwr. indicator and sensitive built in electret mic, combine to provide excellent audio and video performance from one compact package. Designed to fit unobtrusively on top of your monitor. Adj. focus 6mm lens. (1" to infinity, macro capable) Auto power off when the privacy shutter is closed. Powered by 7-13VDC. (adapter included) RCA out for video & audio. 1/3" CCD, 330Lines res. 35% better than standard VHS! Size mm: 119 W x 95 D x 60 H. Sony quality.



SPECIAL CCM-PC5.....\$99ea. or 2 for \$169

MOTORIZED ZOOM LENS SPECIAL, 6X mag. and auto iris!

New, fabulous hi-res. optics with std. C-Mount. Superior Fujinon and Vicon lenses. Normally cost from \$600 to \$1500. There is no substitute for a good lens! All drive motors will operate from 6-12VDC. The Auto iris has a built in amp which works with any cameras video output for control.

Type B-6, 12.5 to 75mm, 6X, f1.2 **\$189 or 2 for \$349**
ZOOM LENS CONTROLLER, NEW \$169



SPECIAL! ULTRA MINI and WEATHERPROOF!

Our "LIPSTICK" camera sets new standards. Sleek black anodized, aluminum, housing is O-Ring sealed & RAINPROOF. Adjustable tilting mount included. Specs: 1/3" CCD, 380 lines resolution, 0.3 Lux sensitivity, AGC, Auto Shutter. Operates on 9 to 12VDC @100mA, 3.7mm, 90° FOV lens. A real glass lens. NTSC video out. 1/2 once! SENSITIVE to IR. Ultra small Size only: 23mm diam. X 50mm long. With 36" leads. **GM-200KSTD..\$99, AC pwr...\$4.95**



PINHOLE LENS, "BULLET CAM"

So tiny you can install it right into a door with merely an 0.9" diameter hole. Sleek black anodized, extruded aluminum housing. Similar construction as the lipstick camera above only smaller! 1/3" CCD, 410 Lines Res., 0.3 Lux sens., AGC, Auto Shutter. Power from 9 to 16VDC @100mA, 250K PIXELS, 90° FOV Pinhole lens. Std. NTSC video out. 1/2 once! SENSITIVE to IR. Size only 23mm Diam. x 35mm long. With 36" leads. **GM-200KPH...\$99**

RESOURCES UN-LTD.

300 BEDFORD STREET, MANCHESTER, NH 03101

VISA, MC, AMEX, DISCOVER, COD. ORDER: 800-810-4070 TECH. 603-668-2499 ORDER FAX: 603-644-7825 E-MAIL unlr4u@mac.net



CIRCLE 283 ON FREE INFORMATION CARD

www.americanradiohistory.com

ATTENTION DEALERS: WHOLESALE ONLY!



**BEST PRICES!
FAST SERVICE
SAME DAY SHIPPING**

EXCLUSIVE:



2 PIECE SETUPS: \$85⁰⁰

10 lot • 1 Year Warranty

**Latest Technology • Universal Combo's - Ask For Details
CALL US LAST! LOWEST PRICES GUARANTEED!**

**TOLL FREE:
800-375-3682**



**FAX:
516-246-5634**

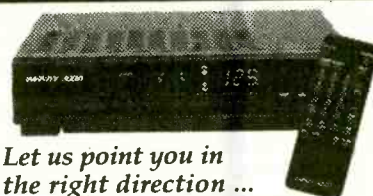
**Call Today And
SAVE!
Unbeatable
PRICES!**

CABLE TV

**DESCRAMBLERS
CONVERTERS • FILTERS
VIDEO STABILIZERS**

FREE ➤ 30 Day Trial
FREE ➤ Product Catalog
FREE ➤ 1 Year Warranty

100% MONEY BACK GUARANTEE



Let us point you in
the right direction ...

Arrow
Technologies
Omaha, Nebraska

**TOLL FREE
888-554-ARROW**

888-554-2776

**ABC ELECTRONICS 315 7TH AVE N. MPLS. MN. 55401
(612)332-2378 FAX (612)332-8481 E-MAILSURP1@VISI.COM
WE BUY TEST EQUIPMENT AND COMPONENTS.
VISIT US ON THE WEB AT WWW.ABCTEST.COM**

HP 54501A 100MHZ DIGITIZING SCOPE	\$1300.00	HP 4955A TRANS IMPAIRMENT TEST SET	\$900.00
HP 54201D 300MHZ DIGITIZING SCOPE	\$1000.00	HP 5006A SIGNATURE ANALYZER	\$150.00
HP 54201A 300MHZ DIGITIZING SCOPE	\$1000.00	HP 86602B 1MHZ-1300MHZ RF PLUG	\$400.00
HP 54200A 50MHZ SCOPE WAVEFORM ANALYZER	\$700.00	FIP 575 MICROWAVE COUNTER	\$1500.00
HP 3312A 13MHZ FUNCTION GENERATOR	\$250.00	FLUKE 95 50MHZ SCOPEMETER	\$550.00
HP 5370A 100MHZ U.T.I. COUNTER	\$400.00	LECKROY 7200 400MHZ O-SCOPE	\$1000.00
HP 3586C LEVEL METER	\$750.00	TEK 475 206MHZ O-SCOPE	\$500.00
HP 436A POWER METER W/O SENSOR&CABLE	\$500.00	TEK 465 100MHZ O-SCOPE	\$400.00
HP 8350B SWEEP OSCILLATOR MAINFRAME	\$2000.00	TEK 396P 1KHZ-1.8GHZ SPEC ANALYZER	\$3500.00
HP 3437A 3 DIGIT SYSTEM VOLT METER	\$250.00	TEK 1240 LOGIC ANALYZER	\$750.00
HP 3455A DIGITAL MULTIMETER	\$250.00	TEK TDS320 100MHZ DIGITAL O-SCOPE	\$1400.00
HP 3456A DIGITAL MULTIMETER	\$400.00	TEK 11401A 500MHZ PROG O-SCOPE FRAME	\$750.00
HP 3336C SYNTHESIZER/LEVEL GENERATOR	\$800.00	TEK 7854 400MHZ OSCILLOSCOPE FRAME	\$500.00
HP 3325A SYNTHESIZER FUNCTION GENERATOR	\$1000.00	TEK 7904 400MHZ OSCILLOSCOPE FRAME	\$250.00
HP 5335A 200MHZ COUNTER	\$600.00	TEK 7A26 200MHZ VERTICAL PLUG	\$75.00
HP 8165A PROGRAMMABLE SIGNAL SOURCE	\$1100.00	TEK 7A24 400MHZ VERTICAL PLUG	\$150.00
HP 8558B/181 100K-1500MHZ SPECTRUM ANALYZER	\$1000.00	TEK 7B80 400MHZ TIME BASE	\$75.00
HP 8550B/183 10MHZ-21GHZ SPECTRUM ANALYZER	\$3000.00	TEK 7B92A 500MHZ DUAL TIME BASE	\$125.00
HP 1740A 100MHZ OSCILLOSCOPE	\$250.00	TEK 7512 SAMPLING PLUG	\$250.00
HP 6031A 60VDC -10A POWER SUPPLY	\$750.00	TEK 7L14 10KHZ-1.8GHZ SPEC. ANALYZER	\$1000.00
HP 6209B 40VDC -50A POWER SUPPLY	\$800.00	TEK AM503 CURRENT PROBE AMPLIFIER	\$250.00
HP 6553A 40VDC -12.5A POWER SUPPLY OPT 101	\$1200.00	WAVETEK 145 20MHZ PULSE/FUNCTION GEN.	\$400.00
HP 6632A 20VDC -5A POWER SUPPLY	\$500.00	WAVETEK 182A 4MHZ FUNCTION GEN.	\$150.00
HP 6043A 45VDC -4.3A POWER SUPPLY OPT 103	\$750.00	WAVETEK 955 7.5-12.4GHZ MICROSOURCE	\$1100.00

CABLE TV CONVERTERS


*Equipment & Accessories
Wholesalers Welcome*
**Call C&D ELECTRONICS
1-888-615-5757 M-F 10a-6p**

!!! BROADCAST EQUIPMENT !!!

We manufacture & carry Stereo FM Transmitters, RF Amplifiers, Low Pass Filters, Antennas, DJ Mixing Boards & Consoles, Mics, Compressor/Limiters, Digital Reverbs, Automation Software, RF Test Equipment, RF Parts including 8GY133's, and much more! Call For Free Catalog.

Progressive Concepts
BOX 586 STREAMWOOD, IL 60107
(630)736-9822 FAX: (630)736-0353

ELECTRONIC COMPONENTS



**Visit our web site!
www.mouser.com**

Subscribe, download, or
view catalog online!

- Over 84,000 Products
- More than 145 Suppliers
- Same Day Shipping
- No Minimum Order

800-992-9943

817-483-6828 Fax: 817-483-6899
catalog@mouser.com

958 North Main St., Mansfield, TX 76063

CIRCLE 318 ON FREE INFORMATION CARD

PROFESSIONAL DESOLDERING with the World's Best Transportable, Totally Self-Contained Desoldering Tool

Now Get

More Vacuum

Mike Murphy - Service Center - Van Nuys CA 818-785-7805
The single best investment of repair equipment we've made. It outperforms all other desoldering tools we've used. Easier to use and least expensive.

Dick Manning - Dicks Electronics - Hartland WI 414-367-8339
The ease & speed of component removal greatly increases productive time. The SMD kit makes SMD removal a breeze, even for inexperienced Techs.

Quicker Vacuum

Don Scott -

LAV Electronics - Healeah-Miami Lakes FL
I am a constant user of the SC7000 Desoldering Tool and for quick component removal, this unit has no equal. It also comes with excellent company support. I am very satisfied and highly recommend it to anyone in the servicing field.

George Hefner - Hefner Electronics - Coleridge NE 402-283-4333
Being a one-man service center, I hesitated to spend the money on a desoldering tool, however all that changed when I nearly ruined a \$400 computer logic board. It has cut my desoldering time by 50%.

Higher Temperature

Don

Cressin - Certified Electronics Service - Ellicott City MD 301-461-8008
We have obtained excellent results with the SC7000 including repairing high density U/V tuners. It is one of the best purchases we have made.

Doug Pettit - LuRay Electronics - LuRay VA 703-743-5400
We found that the SC7000 not only saves money vs. wick, but saves valuable time in troubleshooting. It allows you to be more accurate in removing SMD's.

**Sale Price
\$395.00**

New Features

- ◆ Totally Self Contained diaphragm vacuum pump and AC motor for high vacuum suction or reversible hot air blow for SMD removal.
- ◆ 100 Watt Ceramic heater with zero-crossover switching heater control circuit which prevents spikes and leakage currents.
- ◆ Unique patented long lasting filter cartridge design. Solder builds up on easily cleaned baffle, while air flows around the outside of baffle.
- ◆ Totally ESD Safe. The housing contains carbon and the tip is at ground potential for complete ESD Protection.

Howard Electronic Instruments, Inc.
6222 N. Oliver Kechi, KS 67067



FREE TRIAL
Available on Request

Price includes
stand worth \$25.00
one extra filter, and
two tip cleaners.

Timothy Kraft - Monikraft, Inc.
Cherry Hill NJ 609-751-3252
We replaced all our existing desoldering stations with the SC7000. Our technicians are very pleased with the improved performance, portability, and reliability over our previous higher priced equipment.

Bill Warren CET/CSM -
Warrens Audio & Video -
Knoxville TN - 234-546-1128
We have been extremely satisfied with the quality and durability of the DEN-ON SC7000 as well as with after the sale support.

Keith Sals - J & M Electronics
Omaha NE 402-291-7100
It's a must tool for my bench. I can desolder multiple pin IC's quickly and clean. It will even take up large solder amounts on tuner and case grounds.

*For More Info
and 5% Savings Go To*

<http://www.heinc.com/sc7000zb.html>

New Specifications

- ◆ Voltage ————— AC 100v, 120V, 230V, 50/60 HZ
- ◆ Power Consumption ——— 120W
- ◆ Pump ————— Diaphragm Type
- ◆ Motor Output ————— 12W
- ◆ Vacuum Attained ——— 650mm Hg
- ◆ Temperature Range ——— 300° C — 500° C (572° F — 932° F)
- ◆ Air Flow Rate ————— 15 Liter/Minute (Open)
- ◆ Heater ————— 100W (Ceramic)
- ◆ Control System ——— Feed Back Zero Cross-over Type
- ◆ Net Weight ————— 420 Grams

Visa - M/C - Discover - American Express - Terms to Qualifying Companys
30 Day Money Back Total Satisfaction Guarantee - One Year Parts and Labor Warranty

HOWARD ELECTRONIC INSTRUMENTS INC
Your Desoldering Specialists

Toll Free U.S. and Canada

1-800-394-1984

Web Site www.heinc.com
E-Mail sales@heinc.com
International (316) 744-1993
or Fax (316) 744-1994

CIRCLE 331 ON FREE INFORMATION CARD

CALL TOLL FREE
 (800) 292-7711 orders only
 Se Habla Español

C&S SALES
 EXCELLENCE IN SERVICE

LOOK FOR OTHER
 MONTHLY SPECIALS
 ON OUR WEBSITE


XK-700 Digital / Analog Trainer

Elenco's newest advanced designed Digital / Analog Trainer is specially designed for school projects. It is built on a single PC board for maximum reliability. It includes 5 built-in power supplies, a function generator with continuously sine, triangular and square wave forms and a 1560 tie point breadboard area. Tools and meter shown optional. (Mounted in a professional tool case made of reinforced metal).

XK-700
Assembled and Tested
\$189.95

XK-700 - SEMI KIT
w/ Fully Assembled PC Board
\$174.95

XK-700K - Kit
\$159.95




Made in the USA

Digital Multimeter
Model M-1740

\$39.95
 Free Holster

- 11 functions
- Freq to 20MHz
- Cap to 20µF
- AC/DC Voltage
- AC/DC Current
- Beeper
- Diode Test
- Transistor Test
- Meets UL-1244 safety specs



DIGITAL LCR METER
Model LCR-1810

\$99.95

- Capacitance 1pF to 20MF
- Inductance 1µH to 20H
- Resistance 0.1Ω to 2000MΩ
- Temperature -20°C to 750°C
- DC Volts 0 - 20V
- Frequency up to 15MHz
- Diode/Audible Continuity Test
- Signal Output Function
- 3 1/2 Digit Display



15pc. VCR Service Tool Kit
Model TK-1400

- Inclined Base Screwdriver
- Eccentric Screwdriver
- 2mm & 3mm Fine Adjust Screwdriver
- VHS VCR Head Puller
- Retaining Ring Remover
- 3 Reversible Screwdrivers
- Spring Hook Tool
- Micro Screwdriver
- Hex Wrench Set

Special
\$24.95



Model M-6100

The M-6100 is Elenco's most sophisticated meter with almost every possible feature available. The M-6100 even has a computer interface for viewing and storing data on a personal computer. It comes complete with software. RS-232 cable, test leads and manual.

\$99.95



Model XP-581

4 Fully Regulated DC Power Supplies in One Unit
 4 DC voltages: 3 fixed +5V @ 3A, +12V @ 1A, -12V @ 1A
 1 Variable - 2.5 - 20V @ 2A

\$79.95



Tektronix DMMs

For high performance digital multimeters that are accurate, reliable, and rugged, the DMM900 series extends the Tektronix line of already affordable DMMs. Twice the accuracy. Up to 10 times the resolution. And a full range of capabilities that span voltage, current, dual numeric display, 3 year warranty, and autoranging capability. All backed by the reliability of the Tektronix brand.



912 \$179
914 \$229
916 \$275

Power Supply Kit
Model XP-720K

3 fully reg. DC supplies
 1.5VDC - 15VDC @ 1A
 -1.5VDC to -15VDC
 5VDC @ 3A
Plus
 6.3VAC @ 1A and
 12.6VAC C.T. @1A

\$54.95



Available assembled Model XP-720 \$84.95

Sweep Function Generator
 with built-in Frequency counter
Model GF-8036

\$225

- Range .02Hz - 2MHz
- Sine, Square, Triangle, Pulse, Ramp
- Ext. counter 1Hz - 10MHz



Kit Corner

over 100 kits available

AK-700

\$15.95

Phone kit with training course
 4 Flashing neon lights
 See thru case



RADIO CONTROL CAR KIT
MODEL AK-870

- 7 functions
- Remote control included

\$24.95



No Soldering Required

Digital Capacitance Meter
Model CM-1555

\$44.95



- Capacitors from 1pF to 20MµF
- 3 1/2 Digit LCD
- Zero adjust
- special insertion jack
- 1/2% basic accuracy
- Tilt stand

Digital Audio Generator
 with built-in Counter
SG-9300

- 10Hz - 1MHz
- Low Distortion
- Sine/Square waves
- Built-in 150MHz Frequency Counter

\$175



SG-9200 Analog/No counter \$119.95

Model AM/FM-108K
Transistor Radio Kit
 with training course

\$29.95



Free Stand

35mm Camera Kit
 Learn all about photography
AK-540

\$14.95



No Soldering Required

SATELLITE FINDER
Model SF-01

- Aligns Satellite Dishes
- Range 950-2050MHz
- Compact Size
- Self Power Check



\$39.95

RF Generator
 with Counter

Model SG-9500 \$225

- 100KHz - 150MHz
- Internal AM Mod of 1KHz
- RF Output 100MV - 35 MHz
- Audio Output 1KHz @ 1V rms



SG-9000 Analog/No counter \$119.95

WE WILL NOT BE UNDERSOLD C&S SALES, INC.

150 W. CARPENTER AVENUE

WHEELING, IL 60090

FAX: (847) 541-9904 (847) 541-0710

http://www.elenco.com/cs_sales/



15 DAY MONEY BACK GUARANTEE
FULL FACTORY WARRANTY
 PRICES SUBJECT TO CHANGE WITHOUT NOTICE

**Same Day
Shipping**

C & S SALES
Your one stop source for
all your electronic needs!

CALL OR WRITE FOR OUR
NEW FREE 64 PAGE
CATALOG!
(800) 445-3201

Fluke Scopemeters



- 123 NEW.....\$1140
- 92B\$1445
- 96B\$1695
- 97.....\$1695
- 99B..... NEW.....\$2095
- 105B.....\$2495

**ALL FLUKE
PRODUCTS
ON SALE**

**B & K PRECISION
SCOPES**

20MHz DUAL-TRACE
Model 2120B - 2 Year Warranty


Special \$375

Model 2125A with delayed sweep
\$539.95



- 1mV/division sensitivity
- AUTONORM triggered sweep operation
- AC, TVH, TVI and line coupling
- Calibrated 19-step time-base with x10 magnifier
- Compact low-profile design

**Affordable Spectrum
Analyzers by B&K**



- 500MHz Series** **BK2615A \$1250**
BK2620A \$1675
- 150KHz to 500MHz
 - Dynamic Range 80dB(113dB with attenuation)
 - +20dB maximum input
 - 12.5 and 400KHz resolution bandwidth
 - 150KHz/hour stability
 - Built-in tracking generator(Model 2620A)

- 1.05GHz Series** **BK2625A \$1925**
BK2630A \$2595
- 150KHz to 1050MHz
 - Dynamic Range 80dB(113dB with attenuation)
 - AM & FM demod included
 - 20 and 400KHz resolution bandwidth
 - 150KHz/hour stability
 - Built-in tracking generator(Model 2630A)

PORTABLE SEMICONDUCTOR TESTER

B&K 510

\$199.00

- In or out-of-order circuit tests for transistor, FETs, SCRs and darlings.

**20MHz Sweep / Function
Generator with Freq Counter**

B&K 4040

- 0.2Hz to 20MHz
- AM & FM modulation
- Burst Operation
- External Frequency counter to 30MHz
- Linear and Log sweep



\$399

- 10MHz B&K 4017 \$309
- 5MHz B&K 4011 \$239

Quality Scopes by Elenco

Lowest Prices of the Year!



60MHz

DS-603 \$995

- Analog / Digital Storage
- 20MS/s Sampling Rate
- RS232 Output

S-1360 \$749


- Analog with Delayed Sweep
- Component Tester

100MHz

S-1390 \$895

- Analog w/ delayed sweep
- Dual Time Base
- TV Sync

Includes
Free Dust
Cover and
Probes



25/30MHz

DS-303 30MHz \$895

- Analog / Digital Storage
- 20MS/s Sampling Rate
- RS232 Output

DS-203 20MHz \$695

- Analog / Digital Storage

S-1330 \$439

- 25MHz Analog
- Delayed Sweep

S-1325 \$325

- 25MHz Analog
- TV Sync
- 1mV Sensitivity

**2 Year
Warranty**

Fluke Multimeter Specials



F-73III

\$119

List
\$135



F-T1III

\$165

List
\$185



F-79II

\$175

List
\$199



F-87

\$289

List
\$335

B&K Precision Multimeter Specials



- Accurately measures capacitance, resistance and inductance.
- Measures dissipation factor of capacitors and Q of inductors.
- Simultaneously displays measured value and Q or dissipation factor.
- Displays the difference between measures and reference values.

Model 878

\$219.95



- 50,000 count
- 0.025% DCV
- 0.07% ohms
- Min Max/Avg
- True RMS, AC, or AC+DC
- 100KHz AC response
- Capacitance to 50,000µF
- Frequency, duty cycle, pulse width
- dB across 1Ω to 1KΩ

- Disturbance indicator
- Autograph, bargraph with zoom
- Sealed case, splashproof
- IEC 1010, class 2 safety compliance

Model 5390

\$295.00

MX-9300

Four Functions in One Instrument

Features:

- One instrument with four test and measuring systems:
 - 1.3GHz Frequency Counter
 - 2MHz Sweep Function Generator
 - Digital Multimeter
 - Digital Triple Power Supply
- 0-30V @ 3A, 15V @ 1A, 5V @ 2A



\$459.95

GUARANTEED LOWEST PRICES C&S SALES, INC.

150 W. CARPENTER AVENUE
WHEELING, IL 60090

FAX: (847) 541-9904 (847) 541-0710

http://www.elenco.com/cs_sales/



**15 DAY MONEY BACK
GUARANTEE**

FULL FACTORY WARRANTY

PRICES SUBJECT TO CHANGE WITHOUT NOTICE
Most Major Credit Cards Accepted

UPS SHIPPING: 48 STATES 5%
OTHERS CALL FOR DETAILS
IL Residents add 8.25% Sales Tax

CIRCLE 322 ON FREE INFORMATION CARD

LASER WINDOW BOUNCE LISTENING SYSTEM

Remarkable concept allows user to hear sounds within a premise over a beam of laser light reflected from a window or similar surface. Experimental device provides hours of interesting and educational use. Utilizes a visible red laser that simplifies alignment and discourages illegal use. Usable range will vary - expect about 20 to 50 meters. Optional lens will increase range 200 to 400 meters! Further range requires expensive optics. Basic system setup requires patience in alignment and a sturdy video tripod (not incl.)



Uses Scattered and Direct Reflections

LWB5 Plans.....\$20.00 LWB5K Kit/ Plans.....\$149.95
 LWB50 Basic System Assembled and Tested.....\$199.95
 LWB70 Higher Performance Version With High Coherence Laser Gun Sight, Extending Lens, Delux Headsets.....\$299.95

LASERS

SUPER BRIGHT VISIBLE RED POINTERS

- * Signaling Beacon Visible Over 25 Miles!!
- * Over 1/2 Mile Pointing Range
- * Light Up a Low Level Cloud
- * Great Fun At The Mox
- * Drive The Cat Nuts!
- * 8Hrs On AAA Batteries
- * 5/8X1 1/2" All Metal

LAPN65 15 mw equiv 2000ft.....\$24.95
 LAPN63 30 mw equiv 4000ft.....\$49.95
 LAPN63F Above Focusable.....\$54.95



NEW LASER "LIGHT SHOW" POINTERS

- * #LAPN6512...12 Design Show....\$29.95!
- * #LAPN6524...24 Design Show....\$34.95!!
- * #LAPN6540...40+ Design Show.\$39.95!!!

FM TRANSMITTER KITS

- ALL PARTS TO BUILD 6 LONG RANGE WIRELESS DEVICES
- 1 Super Sensitive Ultra Clear 1Mile+ Voice Transmitter
 - 2 1 Mile + Telephone Transmitter
 - 3 Line Powered Telephone Transmitter Never Needs Batteries!
 - 4 Tracking/Homing Beacon "Beeping" Transmitter
 - 5 Transmitter Broadcasts Video or Audio Outputs
 - 6 Short Range TV/FM Disrupter NEAT PRANK!!! Discretion Advised
- All 6 Above Kits Plus Free Info Data Pack on "HELPFUL HINTS Building and Tuning" Wireless Devices
- COMBOX Parts and Plans for above! \$59.95
 COMBOP Plans for all the above!.....\$10.00

KINETIC ELECTRIC GUN

PIONEER A FUTURISTIC WEAPON!

500 Joules Energy Storage
 Constant Current Charging
 Triggered Spark Switch
 Ballistic Velocities
 Handheld Battery Operated
 Labeled A Dangers product

EGUN1 Plans with Parts List.....\$20.00
 All Parts are Individually Available



10-14" of Explosive Bolts of Lightning 250KV TESLA COIL

Transmit Wireless Energy Strange and Bizarre pyrotechnical effects. Ion Motors Anti-Gravity Size 20" H x 8" Sq Weight - 25 Pounds 115 Volts/2 Amps AC Labeled "Use Caution"

BTC3 Plans.....\$15.00
 BTC3K Kit/Plans.....\$399.95
 BTC30 Ready to Use.....\$499.95
 BTC4 Plans 24 to 30" Sprk..\$20.00



ION RAY GUN PROJECTS ENERGY!

Star Wars Technology Demonstrates Weapons Potential! See Ions in Motion!


IOG7/9 Plans.....\$10.00
 IOG7K Kit/Plans.....\$99.95
 IOG70 Assembled and Tested..\$149.95
HIGHER POWERED DEVICE
 IOG9K Kit/Plans.....\$149.95
 IOG90 Assembled and Tested..\$199.95



GRAVITY GENERATOR

Demonstrates a unique phenomena of electrical reactions that produce the effect of "anti-gravity". You build and levitate a small mock space ship from simple materials. Excellent scientific demonstration of a fascinating method of levitation. **Levitate an Object!**

GRA1 Plans and Book.....\$20.00
 GRA1K Pwr Sup Kit/Plans.....\$99.95
 GRA10 Assembled Pwr Sup...\$149.95



3 MI FM BROADCAST TELEPHONE TRANSMITTER

Tunable On FM Broadcast. Excellent Telephone Project. Only Transmits When Phone is Used

VWPM7K Kit/Plans.....\$39.95
 BEEP1K Beeper Alert Kit..\$19.95

HIGH POWER STUNGUNS

STUN100 100KV StunGun...\$19.95
 STUN200 200KV StunGun...\$39.95
 STUN300 300KV StunGun...\$49.95

ATTENTION! HIGH VOLTAGE EXPERIMENTS

Battery Powered Mini Sized Modules for research in: HOVERCART, ION GUNS FORCE FIELDS, SHOCKERS

MINIMAX4 4KV@10ma.....\$19.95

SHOCK FORCE FIELD/ VEHICLE OBJECT ELECTRIKER

Hand Shock Balls. Wands. Electrically Objects. Great Feedback for Those Wiseguys!

SHK1K Kit of Pwr Module...\$19.95

1 800 221 1705 ORDERS ONLY! FAX 1 603 672 5406 INFO 9-5pm 1 603 673 4730 FREE CATALOG ON REQUEST
 Pay by MC, VISA, Cash, Chk, MO, COD. Please Add \$5.00 S&H plus \$5.00 if COD. Overseas Please Contact for PROFORMA

2539 W. 237th Street, Bldg. F, Torrance, CA 90505
 Order desk only: USA: (800) 872-8878 CA: (800) 223-9977
 LA. & Technical info: (310) 784-5488 Fax: (310) 784-7590
 OEM INQUIRIES WELCOME

TIMELINE INC.

Over 13 years and 31,000 customers and still growing

Minimum Order: \$20.00. Minimum shipping and handling charge \$5.00. We accept cashiers checks, MC or VISA. No personal checks or COD's. CA residents add 8.25% sales tax. We are not responsible for typographical errors. All merchandise subject to prior sale. Phone orders welcome. Foreign orders require special handling. Prices subject to change without notice. 20% restocking fee for returned orders.

LIQUID CRYSTAL DISPLAYS

240x64 dot LCD with built-in controller. AND 4021ST-EO. Unit is EL back-lit. \$59.00 or 2 for \$109.00 or OPTREX. DMF5005 (non back-lit) \$49.00 or 2 for \$89.00
 20 character x 8 line 7AL x 2XH The built-in controller allows you to do text and graphics.

Alphanumeric—parallel interface					
16x1	\$7.00	20x2	\$10.00	32x2	\$8.00
16x1 (lg. char.)	\$10.00	20x4	\$15.00	40x1	\$8.00
16x2	\$7.00	20x4 (lg. char.)	\$10.00	40x2	2 for \$20.00
16x2 (lg. char.)	\$10.00	24x2	\$10.00	40x4	\$20.00
16x4	\$15.00	32x4	\$10.00	4x2	\$5.00

5V power required • Built-in CMOS LCD driver & controller • Easy "microprocessor" interface • 98 ASCII character generator • *Certain models are backlit, call for more info.*

Graphics and alphanumeric—serial interface

size	Mfg.	price	size	Mfg.	price
640x480 (backlit)	Epson	\$25.00	480x128	Hitechi	\$10.00
640x400 (backlit)	Panasonic	\$20.00	256x128	Epson	\$20.00
640x200	Toshiba	\$15.00	240x128 (backlit)	Optrex	\$20.00
480x128 (backlit)	ALPS	\$10.00	240x64	Epson	\$15.00
			160x128	Optrex	\$15.00

6" VGA LCD 640X480, Sanyo LMDK55-22 \$25.00

MONITORS Non-Enclosed TTL

Comes with pinout. 12V at 1.4 Amp input • Horizontal frequency 15KHz • Ability to do 40 and 80 column.

5 inch Amber \$25.00 • 7 inch Amber \$25.00
 9 inch Amber or Green \$25.00

- ### 5" COLOR MONITOR \$39.00
- Flat Faceplate • 320 x 200 Dot Resolution • CGA & Hercules Compatible
 - 12 VDC Operation • 15.75 KHz Horiz. Freq. • 60 Hz Vert. Sync. Freq.
 - Open Frame Construction • Standard Interface Connector • Degaussing Coil included • Mr. Samtron
- 2 for \$69.00

9" COLOR SVGA MONITOR \$179.00

Fully Enclosed - Tilt and swivel type.

POS & BAR CODE MAGNETIC CARD READER \$25.00

Includes: • 20 character dot matrix display with full alpha-numeric capability • keypad with full alpha-numeric entry • separate 7.5 VDC/0.5 Amp power supply • standard telephone interface extension cord • lithium battery and flat-cone speaker.

HP bar code wand (HBCS 2300) \$19.00

HACKER CORNER EMBEDDED 486 COMPUTER \$99.00

Complete enhanced Intel 486SX-33 based computer in ultra small (9-7/8" x 6-5/8" x 3-1/8") case. Ideal for embedded operations or as a second computer. Features include: • One 16 bit ISA slot • 3 serial ports plus dedicated printer port • Paralleled optical coupled adapter port • Built in IBM PC/AT keyboard port • On board VGA video and port • Uses standard SIMM up to 32 MB • BIOS is PC/AT compatible

Unit has a backup Ni-Cd battery system in case of power failure (5 min. backup time) and lockable front cover to prevent floppy drive access. Mounting / interface provisions for standard 3.5" laptop floppy and 2.5 inch hard drives. Comes with very comprehensive manual.

SONY Miniature Color LCD Display (LCX005KBK) \$29.00

1.4 CM (0.55 inch) Diagonal Full Color Display • Built In Horizontal and Vertical Drivers • Delta Dot Pattern for High Picture Quality - 537 dots (H) x 222 dots (V) • Compatible with NTSC & PAL Format and Sync Inputs • 12 VDC Operation with -1 to +17 V RGB Signal and Driver Input Voltage • Excellent Display for Virtual Reality Projects, Viewfinders, and Miniature Test Equipment Displays • Pin Out and Specification Included • Unit Requires Clock, Synchronization and Video

CELL SITE TRANSCIEVER \$49.00 2 for \$89.00

These transceivers were designed for operation in an AMPS (Advanced Mobile Phone Service) cell site. The 20 MHz bandwidth of the transceiver allows it to operate on all 666 channels allocated. The transmit channels are 870.030-888.980 MHz with the receive channels 45 MHz below those frequencies. A digital synthesizer is utilized to generate the selected frequency. Each unit contains two independent receivers to demodulate voice and data with a Receive Signal Strength Indicator (RSSI) circuit to select the one with the best signal strength. The transmitter provides a 1.5 watt modulated signal to drive an external power amplifier. Channel selection is accomplished with a 10 bit binary input via a connector on the back panel. Other interface requirements for operation are 26 VDC (unregulated) and an 18.990 MHz reference frequency for the digital synthesizer. The units contain independent boards for receivers, exciter, synthesizer, tunable front end, and interface assembly (which includes power supplies and voltage-controlled oscillator). Service manual, schematics and circuit descriptions included.

Encased Spread Spectrum RF Modem \$99.00

The ProxLink Radio Module is a small communication device which replaces cables between RS-232 devices with wireless RF (Radio Frequency) technology. Attaching a pair of ProxLinks to any two devices with three wire asynchronous RS-232 ports allows wireless data transmission at rates up to 19.2 Kbaud (full duplex) over a range of 500 - 800 feet. Modules use 900 MHz spread spectrum radio for communication which does not require an FCC site license. A variety of configuration information (radio channel, baud rate, serial port configuration, etc.) can be programmed into module's non-volatile memory by host PC to provide compatibility and avoid overlapping systems. Configuration changes are supported by menu driven, on-board software. Commonly used Terminal Emulation software and transfer protocols can be used for configuring modules and transferring data between computers. ProxLinks require only 6-9 VDC (350 mA), RS-232 (9 pin sub-D) interface, and small (~4") whip antenna for operation. Unit size is 4.0" x 6.5" x 0.75". Installation schematics and application details available. These are 100 Mw power.


COLOR CCD CAMERA \$89.00

Small fully enclosed color CCD camera ideally suited for video conference and mobile operations. No separate power supply or batteries needed - single 5 VDC power requirement can be obtained from PC keyboard interface or directly from the computer using the included adapter plugs. Standard NTSC composite output from 1/4" color CCD sensor with 250,000 pixels and automatic white balance.

Electronics Now, April 1999

KENWOOD

...from the company you've
been listening to for years...

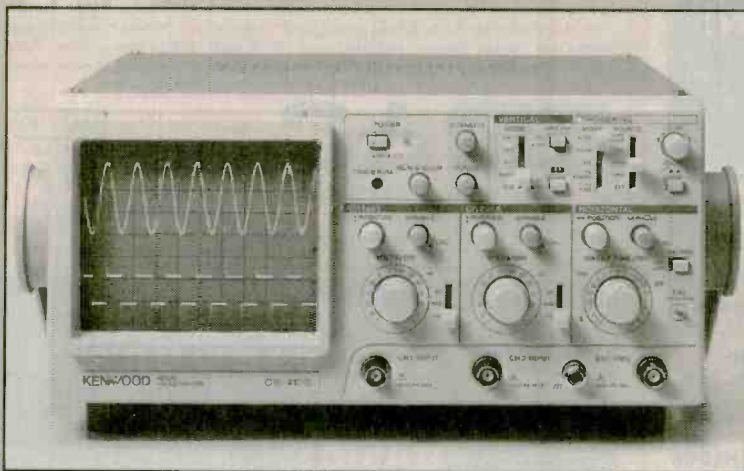


2-Channel, 20-MHz

CS-4125

Regular \$595

Sale \$389



2-Channel, 40-MHz Oscilloscope

CS-4135

Regular \$855

Sale \$685

***Hybrid IC Technology is the Key to the High
Quality and High Reliability at Low Cost!***

- **FIX SYNCHRONIZATION** detects the trigger level automatically for the acquisition of stationary waveforms without complicated sync level adjustments.
- **VERT MODE TRIGGERING** enables the acquisition of stationary waveforms for both CH1 and CH2 even when the input signals to the two channels have different frequencies.
- **HIGH WITHSTAND INPUT** voltage of 400V (800Vp-p).
- **RELAY ATTENUATORS** are provided for reliable logic switchover.
- **SCALE ILLUMINATION** (CS-4135 only)
- **DIMENSIONS** (WxHxD): 300(343) x 140(150) x 415(430)mm () including protrusion.
WEIGHT: approx. 7.2kg (CS-4135) approx. 7kg (CS-4125)



PRINTTM
Products International

Call for your free 84 page test instrument catalog today!!!
8931 Brookville Road * Silver Spring, Maryland * 20910

* Phone 800-638-2020 * Fax 800-545-0058 * www.prodintl.com

EARN MORE MONEY!

Be an FCC LICENSED ELECTRONIC TECHNICIAN!



Learn at home in spare time.
No previous experience needed!

No costly school. No commuting to class. The Original Home-Study course prepares you for the "FCC Commercial Radio-telephone License." This valuable license is your professional "ticket" to thousands of exciting jobs in Communications, Radio-TV, Microwave, Maritime, Radar, Avionics and more...even start your own business! You don't need a college degree to qualify, but you do need an FCC License.

No Need to Quit Your Job or Go To School
This proven course is easy, fast and low cost! **GUARANTEED PASS**—You get your FCC License or money refunded. **Send for FREE facts now. MAIL COUPON TODAY!**

Or, Call 1-800-932-4268 Ext. 210


COMMAND PRODUCTIONS

FCC LICENSE TRAINING, Dept. 210
P.O. Box 2824, San Francisco, CA 94126
Please rush FREE details immediately!

NAME _____
ADDRESS _____
CITY _____ STATE _____ ZIP _____

World Passing You By?

Are you interested in Microprocessors & Embedded Control Systems? If not you should be! Look around, just about everything these days has an embedded microprocessor in it. TVs, cars, radios, traffic lights & even toys have embedded computers controlling their actions. The Primer Trainer is the tool that can not only teach you how these devices operate but give you the opportunity to program these types of systems yourself. Examples & exercises in the Self Instruction manual take you from writing simple programs to controlling motors. Start out in Machine language, then move on to Assembler, & then continue on with optional C, Basic, or Forth Compilers. **So don't be left behind; this is information you need to know!**



Examples Include:

- Measuring Temperature
- Using a Photocell to Detect Light Levels
- Making a Waveform Generator
- Constructing a Capacitance Meter
- Motor Speed Control Using Back EMF
- Interfacing and Controlling Stepper Motors
- Scanning Keypads and Writing to LCD/LED Displays
- Bus Interfacing an 8255 PPI
- Using the Primer as an EPROM Programmer
- DTMF Autodialer & Remote Controller (New!)

The PRIMER is only \$119.95 in kit form. The PRIMER Assembled & Tested is \$169.95. This trainer can be used stand alone via the keypad and display or connected to a PC with the optional upgrade (\$49.95). The Upgrade includes: an RS232 serial port & cable, 32K of battery backed RAM, & Assembler/Terminal software. Please add \$5.00 for shipping within the U.S. Picture shown with upgrade option and optional heavy-duty keypad (\$29.95) installed. Satisfaction guaranteed.

EMAC, inc.

11 EMAC WAY, CARBONDALE, IL 62901
618-529-4525 Fax 457-0110 BBS 529-5708
World Wide Web: <http://www.emacinc.com>

1985 - 1998

OVER

12

YEARS

OF SERVICE

ATTENTION CABLE VIEWERS

CABLE VIEWERS ... get back to your

BASIC Cable Needs

Call 1-800-577-8775

For information regarding all of your BASIC cable needs.

5 GOOD REASONS TO BUY OUR FAR SUPERIOR PRODUCT

- ❖ PRICE
- ❖ EFFICIENT SALES AND SERVICE
- ❖ WE SPECIALIZE IN 5, 10 LOT PRICING
- ❖ ALL FUNCTIONS (COMPATIBLE WITH ALL MAJOR BRANDS)
- ❖ ANY SIZE ORDER FILLED WITH SAME DAY SHIPPING

We handle NEW equipment ONLY -
Don't trust last years

OBSOLETE and UNSOLD stock!
COMPETITIVE PRICING - DEALERS WELCOME



BASIC ELECTRICAL SUPPLY & WAREHOUSING CORPORATION

It is not the intent of B.E.S.W. to defraud any pay television operator and we will not assist any company or individual in doing the same. *Refer to sales personnel for specifications.

P.O. Box 8180 • Bartlett, IL 60103-8180 • 847-584-2099

MCM ELECTRONICS®

The Source For All Of Your Electronics Needs

When ordering, please provide this code: ► SOURCE CODE: ENS57

For over 20 years, MCM has been the leading supplier to the electronics service industry. Huge inventory, rapid delivery and competitive prices have made MCM the choice for:

- Hobbyists
- Service Technicians
- Educators
- Installers

Discover the MCM difference, call today for your free catalog.


As Low As
\$2.99

Order #29-2615
Order #29-2620

Nickel-Metal Hydride Cells

Get NIMH performance in a standard "AA" or "AAA" cell. Performance is 50% over that of Ni-Cad batteries of the same size. Sold individually.

Order #	Size	(1-9)	(10-49)	(50-39)
29-2615	"AAA"	\$3.59	\$3.29	\$2.99
29-2620	"AA"	4.19	3.89	3.59



Order #82-2990

ONLY \$49.00

DEFENDER SECURITY

Micro PC Board Camera

B/W CCD camera measures only 1 1/4" x 1 1/4" x 1". Provides NTSC composite video output. Built-in 3.6mm lens provides viewing angle of 92°. Requires 12VDC, 300mA. (#58-3330 AC adaptor). **Regular price \$64.95**

FREE Catalog!



Prices Effective Mar. 4 through April 30, 1999



ONLY \$149

Order #82-3015

DEFENDER SECURITY

Color PC Board Camera

Ideal for any observation, multimedia or security application. Provides NTSC composite video output. Features automatic white balance, 330 lines of horizontal resolution and AGC. Requires 12VDC, 240mA. **Regular price \$199.00.**



Order #33-148

ONLY \$10.95

RF Modulator

Outstanding price on this popular audio/video/surveillance accessory. Accepts standard A/V signal and places it on channel three or four. RCA type inputs, "F" type output. Requires 117VAC. **Regular price \$19.95.**

ONLY \$49.95

Order #21-147

TENMA Solder Station

Perfect for most soldering applications including SMD. Overheat protection with closed loop temperature control provides precise heat. Includes replaceable iron clad conical 3/64" tip. Linear LED display shows operating temperature. **Regular price \$79.95.**



ONLY \$24.50

Order #72-2055

TENMA® Portable DMM

Affordable hand held meter features 3 1/2 digit LCD display, DC voltage measurement to 600V, transistor and battery test. Input impedance 10Mohm. Includes holster and test leads. **Regular price \$31.95**

battery test. Input impedance 10Mohm. Includes holster and test leads. **Regular price \$31.95**



ONLY \$39.95

Order #21-935

Fluorescent Magnifier Lamp

5" lens has 3x magnifying power, ideal for any workbench. Spring balanced arm reaches 45". Includes 22W fluorescent tube. Beige finish. **Regular price \$49.95**



ONLY \$7.50

Order #35-445

Hi-Fi Stereo Headphones

Professional-quality headphones feature 40mm super thin diaphragm drive units. Frequency response: 20Hz~20KHz. 9' straight cord has gold plated 3.5mm plug with 1/4" adaptor. **Suggested list: \$12.95**

1-800-543-4330

www.mcmelectronics.com

Hours: M-F 7 a.m.-9 p.m., Sat. 9 a.m.-6 p.m., EST.

Same Day Shipping!

In stock orders received by 5:00 p.m. (YOUR TIME), are shipped the same day.



MCM ELECTRONICS®

650 CONGRESS PARK DR.
CENTERVILLE, OH 45459
A PREMIER FARNELL Company

SOURCE CODE: ENS57

Since 1971

WWW.WEB-TRONICS.COM

You'll "Bookmark" This Site!

Circuit Specialists Inc.

B/W Board Camera with Infra-Red

ONLY \$59
Part #VMCB-21
And that's not all!



Color Board Cameras with Audio Function

ONLY \$144
Part #VM3010-A
We also have great deals on bullet (B/W & color) cameras, pinhole cameras (B/W & color), some with audio. Get specs, details & prices from our web site.



Full-Sized, Full Featured DMM

ONLY \$19
Part #9300G
Even includes the rubber boot



Hard Drive Slide Rack for 3.5" IDE Drives

ONLY \$14.95
Part #RH-10C-IDE
Allows for easy removal of hard drives. Includes key-lock!



Electronic Soldering Station with Ceramic Heating Element, 3-Connector Grounded Power Cord, 250-480°C (470-900°F) Fast Heating

ONLY \$39
Part #SR-976
Extra tip selection on our web site.



Get all of the specifications and details on these items and thousands of other electronic components, test equipment, PCB supplies, computer parts, and much much more at www.web-tronics.com. Secure on-line ordering, or by FAX, toll free, or snail mail.



Circuit Specialists, Inc.
800-528-1417/(602)464-2485
FAX (602)464-5824

RF Data Modules

AM Transmitter



- Sub Miniature module
- SAW Controlled
- No adjustable components
- Low current - 2.5mA
- Supply 2.5-12Vdc
- 418MHz or 433MHz
- Range up to 300ft
- CMOS/TTL data input
- 7 x 11 x 4mm !
- AM-TX1-xxx \$12.60

AM Receiver



- Compact Hybrid Module
- Very stable
- CMOS/TTL output
- Patented Laser Trimmed
- 5Vdc, 0.8mA (HRR6)
- 2kHz data rate
- Sensitivity -105dBm
- 38 x 12 x 2 mm
- AM-HRR6-xxx... \$16.33

FM Transceiver



- Only 23 x 33 x 11mm
- Up to 40,000bps data rate
- Up to 450ft. range.
- 5V operation
- 418MHz or 433MHz FM
- 5V CMOS logic interface
- Fast 1ms enable
- Power saving feature
- Carrier Detect output
- BiM-xxx-F \$87.36

RS232 Transceiver



- 3wire RS232 interface
- 19.2Kbps half duplex
- 418MHz or 433MHz FM
- 7.5-15Vdc, 20mA
- TX/RX Status LED's
- Up to 400ft. range
- 1/4 wave ant. on board
- User data packetizing
- 58 x 40 x 15mm
- CYPHERNET \$139.30

AM Transmitter



- Range up to 250ft.
- SAW controlled stability
- Wide supply range 2-14V
- CMOS/TTL input
- Low current. 4mA typ.
- Up to 4kHz data rate
- Small: 17 x 11mm
- AM-RT5-xxx \$12.10



tel: (416)236 8858
fax: (416)236 8866
www.abacom-tech.com
MasterCard / VISA

Mark V Electronics, Inc.

8019 E Slauson Ave
Montebello CA 90640

Free Catalog 323/ 888-8988

Fax 323/ 888-6868

DIY Audio Electronic Kits Enclosures & Transformers more than 60 items available!

<http://www.mark5co.com> Email: mark5co@aol.com
ORDER 1-800-521-MARK / 1-800-423-FIVE

3 1/2" Digital LED Panel Meter #TY-43

It is a precision A/D converter integrated circuit. The display is a 6" LED for high visibility. It is easy to assemble and use the meter as a voltmeter, ammeter, ohmmeter, thermometer, frequency counter or capacitance meter. DC±199.9mV full scale input 5-6VDC.
Kit: \$ 28.00 **15.00**

Fluorescent Light Driver #TY-2

This unit drives 6-40 watts fluorescent light for portable & emergency use. Works from a 7.2-16 VDC battery. Includes a "Hi-Efficiency Switching Mode IC Driving Circuit" suitable for use with different lights.
9.99
Kit: \$ 78.25

300W MOSFET Power Mono Amp #AF-3

300W RMS into 4 ohms, 200W RMS into 8 ohms. Frequency response: 10Hz-20KHz THD < 0.03%. S/N 91 dB. Input Sensitivity & Load impedance at 1KHz, 1V 47K & 4-16 ohm. Power Requirement: ±55V - ±65V DC at 8A (each channel). A speaker protection circuit which provides time delayed speaker turn on.
132.00
Kit: \$ 165.00

We accept Visa, MasterCard, Discover & Money Orders. Checks allow 2 weeks for clearance. We ship by UPS ground inside US (min \$5.00) and ship by US mail outside US. Please call for orders shipping & handling or fax (foreign) orders. In business since 1985.

20 Color LED Audio Level Meter #TY-13

Use this dual LED display indicating meter with your stereo power amplifier to indicate instantaneous speaker power. Operating range is -30dB to +5dB & can be calibrated to operate with 1-200W amplifiers. Not consume any amplifier power. A peak LED illuminates on overload!
Kit: \$ 23.50 **9.99**

40W Mini Stereo Multi-Input Amp #TA-83

Operated from AC source as well as 12V DC car battery. Used as a microphone PA amplifier while simultaneously mixing with an auxiliary input source such as CD & MD player.
Kit: \$ 30.50 **24.40**

120W+ 120W Pre & Main Stereo Amp

It has provision for input program source switching, a phono pre-amp stage with RIAA equalization, 3-band tone controls, built-in power supply rectifier & filter & a speaker protection circuit. It only needs to be installed in a suitable housing & the addition of a power transformer in order to make it operational #TA-800MK2
Kit: \$ 67.99 **57.73**
Asmb.: \$ 86.95

Project Kits Source...

#TA-120 36W Class A Power Mono Amp \$ 32.50
#TA-388 FET Class A Stereo Pre-Amp 64.00
#TY-25 Stereo Loudspeaker Protector 16.75
#KA-905 75-in-one Lab Kit 24.99

Metal Cabinets

Aluminum Front Panel

LG-1273 3x12x6 3/4" \$ 26.50
LG-1684 4x16x8" 32.50
LG-1924 4x19x11 1/2" 38.25
LG-1925 5x19x11 1/2" 42.00
LG-1983 2 1/2 x 19x8" 35.25
LG-1923 3x19x11 1/2" 36.50
LG-1927 7x19x11 1/2" 50.50
LG- Black anodized rack cabinet

LL-1923B 2 1/2 x 19x12" \$ 69.50
LL-1925A 5x19x12" 79.50

*LL-Full Aluminum, Front .157" & other .078"

*LL-Gold plated cap screw for front panel

Power Transformer Toroidal Transformers

#001 28/30Vx2 6A \$ 30.00
#002 36Vx2 3A 25.00
#003 40Vx2 6A 32.00
#004 24Vx2 6A 25.00
#005 26Vx2 3A 19.00
#006 18Vx2 5A 19.00
#007 53Vx2 8A 47.00
#008* 28/30Vx2 6A 40.00
#009* 48/53Vx2 8A 66.00
#010 30/36Vx2 400mA 8.50
#011* 9Vx2 22A 62.00
#012* 33/42Vx2 6A 48.00



150 Mhz 8 Digit Frequency Counter

#SM-100



Kit \$ 79.00 **68.00**
Asmb \$ 99.00

It is used for adjustment, test & repair of any kind of high frequency circuit products. It can give up to 8 digit of resolution for a wide frequency range 10Hz -150 MHz. The last input frequency can HOLD on the display for future reference & comparison. The circuit structure is compact & reliable for the most updated A/D LSI circuitry. The input impedance is 1M ohm.

Best Buy

CIRCLE 325 ON FREE INFORMATION CARD

velleman

HSS5 HANDHELD OSCILLOSCOPE

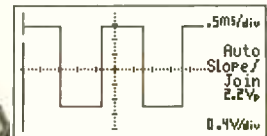
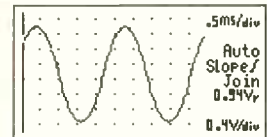
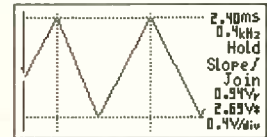
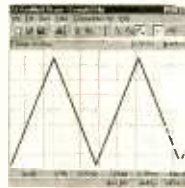
*Your Ideal Tool For Service-Automotive-
Education-Hobby, etc...*

- Truly Handheld
- High contrast LCD screen
- Full Auto Setup (max sensitivity 5mV/div)
- True RMS, peak-to-peak, DC and dB readout (down to -74dB)
- On-screen markers for voltage, time and frequency
- Adjustable trigger level
- Triggering: normal, auto or single
- Trigger edge selection
- Screen hold function
- Waveform memory
- Built-in sine wave generator
- RS232 interface and FREE* software
- Battery pack and holster included

OPTIONS

- Carry case : BAG13X24
- Probe : PROBE20 or isolated probe : PROBE60S
- RS232-output cable+ Windows software : OPTRS232


* Available from www.velleman.be



Simulated screenshots

\$249

PCS64i DIGITAL OSCILLOSCOPE FOR PC




- Uses an IBM compatible computer and its monitor to display waveforms
- All standard oscilloscope functions are available in the DOS or Windows program supplied.
- Operation is just like a normal oscilloscope
- Markers for indicating voltage and frequency provide considerable ease of use.
- Can also be used as a spectrum analyser up to 16 MHz, and as a transient signal recorder, for recording voltage variations or for comparing two voltages over a longer period (up to more than 1 year!).
- Connection is through the computer's parallel port.
- The oscilloscope and transient recorder have two completely separated channels with a sampling frequency up to 32 MHz in real time, oversampling of 64MHz is possible in the Windows software.
- Any waveform displayed on the screen can be stored for later use.

**OPTICALLY ISOLATED
FROM COMPUTER**



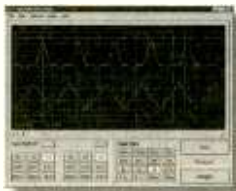
OSCILLOSCOPE [DOS-screen]

- timebase : 100ns to 100ms per division
- input sensitivity : 10mV to 5V/division
- pre-trigger function (not in 64MHz mode)
- true RMS readout (only AC component)



SPECTRUM ANALYSER [Windows-screen]

- frequency range : 0 .. 800Hz to 16MHz
- linear or logarithmic timescale
- operating principle : FFT (Fast Fourier Transform)



TRANSIENT RECORDER [Windows-screen]

- timescale : 20ms/Div to 2000s/Div
- max record time : 9.4hour/screen
- automatic storage of data
- automatic recording for more than 1 year
- record and display of screens
- data format : ASCII

SYSTEM REQUIREMENTS:

- IBM compatible PC
- Windows 95 or 3.11 or MS-DOS
- VGA display card (min. 800x600 for Windows) and mouse
- 480Kb free conventional memory (Dos software)

OPTIONAL ACCESSORIES

- NiCd battery pack : BP9 for battery operation
- oscilloscope probes (2x) : PROBE60S (isolated)
- carry case : BAG21X19

\$399

velleman

7415 Whitehall Street Suite 119
Fort Worth, TX 76118
(817) 284-7785 F : (817) 284-7712
www.velleman.be email : velleman@earthlink.net

Questions ? Contact us for a list of US distributors or to get your FREE catalogue

CIRCLE 282 ON FREE INFORMATION CARD

Modern computing and standard surge suppressors...a recipe for disaster.

Almost all surge protection devices use MOV's (metal oxide varistors) as their active element. MOV's are sacrificial/wear/limited life components. Surge suppressors based on this technology are doomed to failure. These surge "suppressors" also don't suppress a thing. They divert powerline surges equally to the ground and neutral wire. When you put current on the common ground wire of interconnected equipment some of that current will flow (through the inherent ground loops) to the data lines. This is a major cause of lock-ups and misoperations that plague today's computer environments. Another fact; all modern computers use switch mode power supplies. During surges the power supply capacitors must charge to the clamping level of the MOV before the MOV turns on. A recent study has shown that it takes a 3000A surge 15 microseconds (15,000 nanoseconds) to charge the typical capacitors of these power supplies to that level. The surge is virtually over before the MOV reacts. (See five things you probably don't know about your surge suppressor at www.fivethings.com.)

THE POINT: Standard surge suppressors allow too much current to hit the computer. Standard surge suppressors divert surge current to the ground wire and disrupt data transfer. Standard surge suppressors eventually fail without warning. Modern computers have logic voltage levels (the signals that transmit the data) and power supply voltages that are dramatically lower than that of their recent predecessors. Modern computers use integrated circuits with transistors of ever decreasing physical geometries. Modern computers are virtually always interconnected to other computers or peripheral equipment. The bottom line; *modern computers are much more sensitive and susceptible to powerline anomalies.*

INTRODUCING BRICK WALL SURGE FILTERS. . . *The World's Best Surge Suppressor*

Initially engineered for critical, non-fail industrial applications, this patented device protects indefinitely and sets a new standard for every measure of surge suppressor and powerline filtering performance.

A Brick Wall 1) Utilizes NO MOV'S or Any Other Sacrificial Components (a two pound inductor and nine capacitors are the heart of the unit) 2) Has No Joule Rating or Surge Current Limitations 3) *HAS BEEN TESTED AND CERTIFIED BY UL TO THE MOST DEMANDING CLASSIFICATION OF A NEW GOVERNMENT SPECIFICATION; CLASS I, GRADE A. Which Means: UL PUT ONE THOUSAND 3000A, 6000V SURGES (this is the largest surge an interior environment can experience) THROUGH A UNIT (at 60 second intervals) AND DOCUMENTED NO FAILURE OR PERFORMANCE DEGRADATION OF ANY KIND WHATSOEVER.*

i.e.: A Brick Wall Will Not Fail.

We know of no cord connected, MOV based surge protection device that has, or can pass this test.

A Brick Wall possesses UL's lowest Suppressed Voltage Rating (let-through voltage) of 330V. This is the lowest rating they will grant. In that test of one thousand 6000V, 3000A surges, *UL NEVER SAW THE LET-THROUGH VOLTAGE EXCEED 290V. YOU CANNOT DO BETTER THAN THIS FOR A POINT-OF-USE SURGE PROTECTION DEVICE.* Once again, we know of no other surge protection device that could come close to this performance level.

A Brick Wall is a current activated *Series Mode* device. *Since it is not wired in parallel, nor voltage activated, it does not have to wait for the capacitors of the power supply to charge before it becomes effective. YOUR EQUIPMENT IS PROTECTED INSTANTANEOUSLY (and indefinitely).*

These devices were engineered utilizing a current limiting/surge filtering technology. *THEY DO NOT DIVERT ANY SURGE CURRENT TO THE GROUND WIRE. They Will Not Cause Your Computer System To LOCK-UP, CRASH OR MISOPERATE as a consequence of surge diversion. Your current surge "suppressor" will.*

Powerline Filtering

In addition to all this, Brick Wall Surge **FILTERS** are the best AC powerline filters you can buy (that we have been able to find anyway). Industrial machinery, copiers, coffee makers, laser printers, fluorescent lights, refrigerators, etc., all cause powerline noise that can cause your computer to misoperate. A Brick Wall Surge Filter will make powerline noise related problems disappear.

You Can't Buy a Better Surge Protection/Powerline Filtering Device...Anywhere.



**BRICK WALL DIV.,
PRICE WHEELER CORP.
1-800-528-0313**

Fax: 1-800-528-6623 E-Mail: info@brickwall.com

Web: www.brickwall.com


Visa - MC - AMEX

ASK ABOUT OUR NEW IN-LINE UPS/SERVER PROTECTOR



Available in Modular Form

MEMBRANE SWITCHES



Stock Layouts!

Eliminates tooling cost...

****From 2 to 128 keys****

Industrial/Commercial/Prototyping

Popular types are available as complete kits, with bezel, connector & overlay!

**4 key DSK-4 kit \$9.60
12 key DSK-12 kit \$13.87
many more layouts...**

Optional Stainless Steel "Clickdomes".

Sil-Walker

(805) 491-0654

FAX (805) 491-2212

P.O. Box 3220

Camarillo, CA 93011-3220

silwkr@vcnet.com

www.vcnet.com/silwkr/

MASTERCARD/VISA

© 1998 EDF

Buy recycled.



It would mean the world to them.

Recycling keeps working to protect their future when you buy products made from recycled materials. For a free brochure, write *Buy Recycled*, Environmental Defense Fund, 257 Park Avenue South, New York, NY 10010, or call 1-800-CALL-EDF.



PIC'n Books

LEARN ABOUT PIC MICROCONTROLLERS

EASY PIC'n - Beginner \$29.95

PIC'n Up The Pace - Intermediate \$34.95

NEW!

PIC'n Techniques - Intermediate \$34.95

- 8-pin PICs
- Timer 1, timer 2 and the capture/compare/PWM (CCP) module
- Talking to a PIC with a PC using a terminal program
- Test equipment and data logger experiments

See Table Of Contents: <http://www.sq-1.com>
Secure Online Ordering is Available

+ \$4 s/h in US for 1 book, \$5 for 2 books, \$6 for 3 books

VISA, MC, AMEX, MO, Check

CA residents please add 7.25% CA sales tax

PIC and MPLAB are trademarks of Microchip Technology Inc.

SQUARE 1 ELECTRONICS

P.O. Box 501, Kelseyville, CA 95451

Voice (707) 279-8881 FAX (707) 279-8883

Web Site: <http://www.sq-1.com>

E-Mail sqone@pacific.net

Credit Card FINANCING

2 payments of \$29 Books publisher

2 payments of \$29 publisher \$195 back issue, perfect for Service & Experimenters

IC MASTER 97 ICM CD 2 Easy Payments of \$75!!

235 publisher

2 Easy Payments Any Product

Complete Catalogs of ALL Major Component Manufacturers

2 payments \$29 97 EEM CD or books

2 payments \$44 98 EEM CD

2 payments \$52 96 ICM Books for Life Design & Service

97 ICM CD 97 for Moderate design 2 payments \$75

97 ICM Bks 2 payments \$65

98 ICM CD for Advanced Design 2 payments \$99

Service Center Favorite SEMICONDUCTOR CROSS REFERENCE & SPEC

Quarter Million Transistors, ICs & Diodes with REFEREE

A Specialist in "Hard to Cross House Numbers"

Easy, Powerful & Fast. The Most Comprehensive Software Sold. A selection yields Device Specifications & 75 to 250 Potential Replacements!

Replacement Numbers are Totally Global including Domestic, Asian, European, House Branded, as well as ECG, NTE, SK & GE. Displays Case Drawings, Lead Configuration & Pin-outs for many Devices. Coverage of Replacement Numbers is Very Impressive. 7 Disk Set (17 Meg decompressed) For DOS, Win3.1 & 95 Latest Version 7.11 Includes Many Helpful Conversion Utilities, Tables & Formulas.

Includes: 4 HUGE Consumer Electronics Industry Directories

- 1- Consumer Electronics Parts Sources (Service)
- 2- Consumer Electronics Manufacturers
- 3- The Entire Computer Industry
- 4- Semiconductor Manufacturers

Perfect for Service, Engineering and Purchasing.

2 easy payments of \$49!

Shop the way the Pro's do, Use Their Tools!

These are the books that find the "Gold". For many years they've been used by the Sharpest Purchasing Agents. Look under every rock... they're impossible to find a ANY price, let alone a great deal like this. Find: Distributors, Manufacturers and Service providers for Products, Services or ANY Component Parts imaginable. Sources for Everything from Gears to Semiconductors to Pcreign Assembly Services.

1 Single Payment \$25 \$235 publisher

Parts Source Library Best Kept Secrets

all 6 pieces!

WOW 2 payments of \$282! Credit Card Plan

Great Deals Only a few left

2 payments of \$282 Compaq 486 DX4-100 16m - 710m - 10.4" ds - W95 - PCMCIA

Real Beauties!

2 payments of \$379 Compaq Pentium 90 16m - 810m - 9.4" Active - PCMCIA may differ slightly from illustration


All Cards & COD Int'l Orders email: netcomd@aol.com 10-9 EST

Netcom 800-733-3733 ext 6300 FAX 516-826-7776 7 Days

CONTROL MEASURE INPUT

RELAYS • LIGHTS • MOTORS
TEMPERATURE • PRESSURE • LIGHT LEVELS • HUMIDITY
SWITCH POSITIONS • THERMOSTATS • LIQUID LEVELS

MODEL 30 \$79



- PLUGS INTO PC BUS
- 24 LINES DIGITAL I/O
- 8 CHANNEL
- 8 BIT A/D IN
- 12 BIT COUNTER
- UP TO 14K SMP/SEC

MODEL 45 \$189



- RS-232 INTERFACE
- 8 DIGITAL I/O
- 8 ANALOG INPUTS
- 2 ANALOG OUTPUTS
- 2 COUNTERS-24 BIT

MODEL 100 \$279



- 12 BIT 190 KHZ A/D
- 4 ANALOG OUTPUTS
- 3 TIMER COUNTERS
- 24 DIGITAL I/O

MODEL 150-02 \$179



- RS-232 INTERFACE
- TRMS, 20 AMPS
- 12 BIT A/D
- OPTO-ISOLATED
- COMPLETE DMM

MODEL 40 \$109



- RS-232 INTERFACE
- 28 LINES DIGITAL I/O
- 8 ANALOG INPUTS
- PWM OUTPUT

MODEL 70 \$239




- RS-232 INTERFACE
- 18 BIT A/D
- 5.5 DIGIT
- UP TO 60 SMP/SEC

Prairie Digital, Inc.

PHONE 608-643-8599 • FAX 608-643-6754

920 SEVENTEENTH STREET • PRAIRIE DU SAC, WISCONSIN 53578

CIRCLE 315 ON FREE INFORMATION CARD



Test Equipment Sales



Check out new **B&K PRECISION** and **INSTEK** !

B&K 5150 150 MHz 200MS/s DSO.....	\$4695	INSTEK GPC-3030 TRIPLE P.S.....	\$450
B&K 2625 1 GHz SPEC. ANALYZER.....	\$2395	INSTEK GPC-3060 TRIPLE P.S.....	\$875
B&K 2630 1 GHz SPEC. ANALYZER		INSTEK GUT-6000A DIG. IC TESTER.....	\$950
w/ TRACKING GENERATOR.....	\$3095	INSTEK GFC-8270 2.7 GHz COUNTER..	\$795
B&K 1760 TRIPLE OUTPUT DC P.S.....	\$595	INSTEK GOS-658G 50 MHz SCOPE	
B&K 1045B TELEPHONE PRODUCT TESTER..	\$599	w/CURSORS & READOUT.....	\$795
B&K 898 SIMM TESTER.....	\$695	INSTEK APS-9100 1KW AC SOURCE..	\$3450
B&K 560B PROG. PC BOARD TESTER.....	\$2750	INSTEK PEL-300G PROG. LOAD.....	\$1375
B&K 1260 NTSC SIGNAL GENERATOR.....	\$1795	INSTEK GPR-6015D 60V 15A P.S.....	\$1995
B&K 2260 60 MHz SCOPE w/ C&R.....	\$1250	INSTEK LCR-815B LCR METER.....	\$1375
B&K 2615A 500 MHz SPEC. ANALYZER....	\$1599	INSTEK GPS-3030D 30V 3A P.S.....	\$295



Ask about our line of new products including **HP, LeCroy, Instek, Tektronix, Fluke** and more !



CALL 800 684-4651 OR FAX (603) 425-2945

CHECK US OUT AT WWW.TESALES.COM

CIRCLE 217 ON FREE INFORMATION CARD

New and Pre-Owned Test Equipment

Goldstar



Model OS-5100 → \$899.00
Full 100 MHz Bandwidth!

- Dual-Channel, High Sensitivity
- TV Synchronization Trigger
- Calibrated Delayed Sweep
- Includes Two Probes, 2 Year Warranty

Spectrum Analyzer
Avcom PSA-37D

Satellite Downlink
Installation
Maintenance & Service

- Band 1 10 - 1750 MHz
- Band 2 3.7 - 4.2 GHz
- Built-in DC Block & Power for LNA/LNB's
- Line or Battery Powered

Only \$2,475.00!

We Buy Surplus Test Equipment

Leader CATV Signal Level Meter Model LF 941
✓ TV/CATV Coverage from 46 - 870 MHz
✓ Video/Audio Carrier Measurements **\$695.00!**

Just Released! → "Series III" Multimeters

Fluke Model 87III \$319.00 III

SIMCHECK® II PLUS
Module Tester

- * Tests SIMMs/168 p DIMMs
 - * Stand alone/portable
 - * Identifies Module properties
 - * Advanced Setup Capabilities
- Only \$2750.00!**

(1-800-996-3837)

Pre-Owned Oscilloscope Specials

Tektronix 2213	60 MHz	\$549.00
Tektronix 2215	60 MHz	\$649.00
Tektronix 465	100 MHz	\$599.00
Tektronix 465B	100 MHz	\$729.00
Tektronix 475	200 MHz	\$829.00
Tektronix 475A	250 MHz	\$999.00

- Professionally Refurbished
- Aligned & Calibrated to Original Specifications
- The Industry Standard of Oscilloscopes
- **1 Year Warranty - The Longest Available!!!**

See us on the Web!
www.fotronic.com

Test Equipment Depot

A FOTRONIC CORPORATION COMPANY

99 Washington St. Melrose, MA 02176
(781) 665-1400 • FAX (781) 665-0780

email: sales@fotronic.com



TOLL FREE 1-800-99-METER

CIRCLE 333 ON FREE INFORMATION CARD

www.americanradiohistory.com

PARTS EXPRESS

ELECTRONICS & MORE

If you haven't received a copy of our current 260 page catalog ... have one added to your order or give us a call and we will send one out to you immediately.



6-1/2" Two Way System

This is our most popular in-wall. You won't believe how good these really sound. Big enough to produce great home theatre sound and still fit everyone's budget. Put a pair in every room of your house.



Great for front or rear speakers in your surround system. The 6-1/2" polypropylene woofer and 1" textile dome tweeter were specially designed with home theatre in mind. The crossover network utilizes a mylar capacitor for crisp clean highs. 3 piece design make installation in new or existing walls a snap.
Specifications: 6-1/2" polypropylene cone woofer with poly foam surround 1" textile dome tweeter/midrange 8 ohm impedance 3 component L/C crossover network Frequency response: 50-20,000 Hz Power handling capability: 60 watts RMS/85 watts max Sensitivity: 89 dB 1W/1m Overall dimensions: 8-1/2" W x 12" L x 3-1/2" D Hole size: 7-1/4" x 10-3/4" Fits into standard 2" x 4" wall Net weight: 12 lbs. per pair.

#300-036 \$89.90 (1-3 PRS) \$79.50 (4 PRS-UP)

Satellite Speaker Stands

These quality speaker stands are perfect for mini or rear surround speakers. The heavy die cast base provides stability. Textured black satin finish blends in well with any decor. The height is adjustable from 26-1/2" to 47-1/2" and the speaker wire can be run inside the pole for a better appearance. The top base is adjustable from 4-1/8" to 7-1/2" to accommodate most mini speakers. Includes foam pads to prevent marring of speaker cabinet. Sold in pairs. Net weight: 12 lbs.



#240-762 \$39.80 (1-3 PRS) \$35.50 (4 PRS-UP)

5 Function Remote

Operates five devices (TV, VCR, Cable, Satellite, A/V Receiver)
 Lighted component keys which indicate what device is currently being used
 Preprogrammed, 621 codes that work over 6,400 models
 New ergonomic design features a contoured case, index finger grooves, and keys grouped in clusters for easy operation
 Satellite cursor control is tailored for use with a Home Theatre system, keypad design allows movement through menus with ease
 Retains codes when replacing batteries
 New flat back design for easy operation
 Money back guarantee ensures customer satisfaction
 Toll free customer service number provides the customer with friendly, knowledgeable assistance
 Requires 2 AAA batteries (#140-150 not included)



#180-806 \$29.95 (1-3) \$26.95 (4-UP)

3M 3/4" Temflex™ 1700 Vinyl Electrical Tape

General purpose 7 mil electrical tape. UL listed and CSA approved. 3/4" x 60' rolls.



#350-052 75¢ (1-9) 59¢ (10-UP)

Gold Plated A/V Cables

A super quality, "siamesed" type cable. Two RCA cables for stereo (audio) signal from VCR to receiver/stereo TV and one low noise coaxial type cable for video.



Part #	Length	Price (1-9)	Price (10-UP)
180-120	3 ft.	\$4.25	\$3.95
180-118	6 ft.	4.90	4.50
180-121	12 ft.	8.95	7.95
180-124	20 ft.	12.75	11.50

6-1/2" Round Coaxial System

Designed for the home and office, these 6-1/2" round in-walls are ideal for ceiling installations, or for use as rear channel surround speakers. Adding music to the kitchen, den, bath, or patio has never been easier! System features a weather resistant 6-1/2" treated paper cone with poly foam surround, coaxially mounted 1/2" polymer dome tweeter, and built-in crossover with a mylar capacitor in the tweeter feed. Retrofit design allows installation in both new and existing construction in just minutes. System includes removable steel mesh grill, built-in mounting bracket, hardware, and installation instructions.



Specifications: Impedance: 8 ohms Frequency response: 60-20,000 Hz Power handling capability: 30 watts RMS/45 watts max. Sensitivity: 89 dB 1W/1m Dimensions: 9" round x 2-7/8" deep. Net weight: 5 lbs. per pair.

#300-408 \$69.95 (1-3 PRS) \$62.75 (4 PRS-UP)

3 Amp Power Supply

This fully regulated power supply is perfect for powering CBs, car radios, and other 12 VDC devices that draw up to 3 amps. Heavy duty steel housing with front mounted switch and binding posts. Short circuit and overload protection!



Specifications: Output Voltage: 13.8 VDC (fixed) Output Current: 3A (cont), 5 amps (surge) Ripple Voltage: Less than 3mV at rated output Input Voltage: 120 VAC, 60Hz Dimensions: 5-1/2" x 3-1/2" x 6-1/2" Weight: 5 lbs.

#120-530 \$19.95 (1-3) \$18.50 (4-UP)

DMM and LCR Meter

In addition to functions found in regular DMM's, this meter can also measure inductance in 5 ranges (4mH, 40mH, 400mH, 4H, 40H), capacitance in 5 ranges (4nF, 40nF, 400nF, 4uF, 40uF), frequency in 4 ranges (4KHz, 40KHz, 400KHz, 4MHz), TTL logic test, diode test and transistor hFE test. 5 AC/DC ranges up to 1000V (AC750V), 3 AC/DC current ranges up to 20A and 7 resistance ranges up to 4000 M ohms. Includes test leads, battery, spare fuse, and manual. Net weight: 1 lb.



#390-513 \$85.90 EACH

2.5W Mini Audio Amplifier

This amp contains both pre-amplifier and power amplifier on a super small board measuring only 1-5/8" x 1-1/4". Maximum output power is 2.5W into 4 ohms with 12VDC input power. No adjustments required. Short circuit protected.



#320-215 \$9.95 EACH

Weller WLC100 Soldering Station

The Weller WLC100 solder station is ideal for the professional, serious hobbyist, or kit builder who demands higher performance than usual of a standard iron, but without the high cost of an industrial unit. Power is adjustable from 5 to 40 watts. Includes 40 watt pencil iron. UL approved. Net weight: 1-3/4 lbs. Replacement sponge #372-119.



#372-120 \$39.95 EACH

"44" Solder

Kester "44" rosin core solder is designed for electronic and electrical work. It uses a fast acting, instant wetting, non-corrosive, and non-conductive flux for faster soldering and a strong, long lasting bond.



Part #	Alloy	Lead/Tin	Spool	Dia.	Price (1-3)	Price (4-UP)
370-080	60/40	1 lb.	.031"		\$8.50	\$7.95
370-090	60/40	1 lb.	.050"		8.50	7.95
370-098	60/40	4 lb.	.031"		33.90	31.80
370-088	60/40	1/2 lb.	.020"		6.95	5.75
370-072	63/37	1 lb.	.020"		14.90	13.50
370-086	63/37	1/2 lb.	.031"		9.95	8.50
370-074	63/37	1 lb.	.031"		12.50	11.50
370-087	36/37	1/2 lb.	.031"		7.95	6.75

Pro Wick

Pro Wick's advanced fine braid design provides wicking action that is second to none.



Part #	TS #	Size	Length	Price (1-9)	Price (10-UP)
341-415	1802-5	.06"	5'	\$1.40	\$1.25
341-416	1803-5	.08"	5'	1.45	1.30
341-417	1804-5	.10"	5'	1.60	1.45
341-424	1802-10	.06"	10'	2.75	2.50
341-425	1803-10	.08"	10'	2.80	2.55
341-426	1804-10	.10"	10'	2.95	2.70
341-440	1802-25F	.06"	25'	6.80	6.30
341-441	1803-25F	.08"	25'	6.85	6.35
341-442	1804-25F	.10"	25'	7.60	7.00
341-418	1802-100	.06"	100'	21.90	20.50
341-419	1803-100	.08"	100'	21.90	20.50
341-423	1804-100	.10"	100'	23.90	22.50

725 Pleasant Valley Dr., Springboro, OH 45066-1158
 Phone: 513-743-3000 Fax: 513-743-1677
 E-mail: sales@parts-express.com

KEY CODE: ENMI

LARGEST SELECTION OF SPEAKER DRIVERS IN THE COUNTRY!

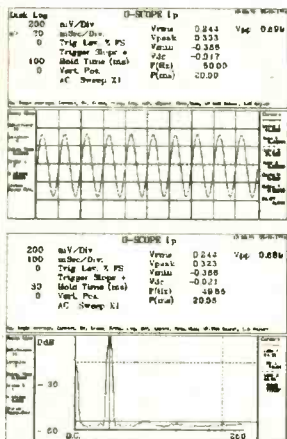
VISIT OUR WEB SITE AT
www.parts-express.com
OR CALL TOLL FREE
1-800-338-0531

DIGITAL STORAGE OSCILLOSCOPES

WITH
SPECTRUM
ANALYZER,
DVM, FREQ.
COUNTER,
AND DATA
LOGGER.

from
\$189.

PORTABLE
MODULES
CONVERT PC'S
INTO
MULTIPURPOSE
TEST AND
MEASURING
INSTRUMENTS.



Why lug a scope around? Toss one of our modules into your laptop case or tool kit. For a multi-purpose test device, plug to a PC parallel port and use the PC screen. Continuous, delayed, or triggered sweeps can be frozen on the screen, printed out, or saved to disk. Frequency Spectrums DC to 25 MHz.

Allison now provides PICO TECHNOLOGY Ltd. portable test equipment, including high-speed scopes, and multi channel data loggers. Pico and O-Scope modules accept standard probes and work with 286 or faster PC's.

FEATURES:

- ♦ PORTABLE UNITS TO 25 MHz
- ♦ USES PRINTER PORT
- ♦ USES STD. PROBES

OPTIONS:

- ♦ PROBE SETS
- ♦ AUTOMOTIVE PROBES
- ♦ BATTERY PACKS
- ♦ SOFT & HARD CASES

O-Scopes Made in U.S.A. Picos Made in U.K.
Same Day Shipping
Includes Cable, Software & Manuals

O-Scope I (DC-50KHz, single trace)\$189.
O-Scope II (DC-500KHz, dual trace)\$349.
PICO (ADC 200/20) (DC-10MHz, dual trace)CALL
PICO (ADC 200/50) (DC-25MHz, dual trace)CALL
PICO pc based data loggers from \$99.

Shipping within U.S. UPS Ground \$7.50(Second day \$11.50)

SEND CREDIT CARD INFO., M.O., or CHECK, OR CALL

1-800-980-9806

Allison Technology Corporation

2006 FINNEY-VALLET, ROSENBERG, TX 77471
PHONE: 281-239-8500 FAX: 281-239-8006

<http://www.atcweb.com>

Learn to Hack!

The Happy Hacker



NEW 2nd EDITION!

Finally, here is a non-nonsense technical book on computer hacking! In it you will learn how to hack computers you have physical access to and how to hack on the Internet. With this book, you will learn about:

- Finding computers to hack*
- Breaking into computers*
- Hacking with Finger Port surfing*
- Mapping the internet*
- Forging E-mail*
- Fighting spam*
- E-mail bombs*
- Hacker wars*

and more! But this book will also teach you how to hack safely. It will steer you clear of the law, so that your hacking career won't lead to prison, but to a better job! **By far, the best book on hacking available today!**

400 PAGE PAPERBACK, \$34.95 SHIPPING \$3

Call (800)719-4957 now!

to order (Visa/MC/COD) or call or write for **FREE CATALOG** of hard-to-get information about *computer viruses, computer hacking, security and cryptography!!*

Check our web site: www.logoplex.com/resources/ameagle


American Eagle Publications, Inc.

P. O. Box 1507, Dept E.

Show Low, AZ 85902

CIRCLE 270 ON FREE INFORMATION CARD

Hexapod Walker Kit \$150.00 Plus S&H



You can build this Hexapod Robot

This easy to build robot really walks using an alternating tripod gait. It can walk forward, reverse, and turn on a dime, left or right. With a payload of more than 12 oz., this robot is a real workhorse. The robot is programmed using simple BASIC instructions. It makes an excellent foundation for many simple and advanced robot experiments. The kit includes all the hardware, structural components, Hitec servos, First Step Micro kit, software, and an illustrated assembly manual. The Lynxmotion Hexapod Walker is a lot of fun to build and even more fun to operate.

Shown with the IRPD, no contact obstacle detector.

We have many more cool robots, check out our web page or ask for our free catalog!

Lynxmotion, Inc.
104 Partridge Road
Pekin, IL 61554-1403
www.lynxmotion.com



Tel: 309-382-1816
Fax: 309-382-1254
sales@lynxmotion.com
tech@lynxmotion.com

MEETING TOMORROW'S CHALLENGES TODAY

The men and women in the Navy's Seaman/Airman/Fireman Program are working for America, while learning valuable skills through on-the-job training. They're building solid futures, succeeding in a competitive, high-tech world and advancing as quickly as their abilities and performance allow. Find out more about the Seaman/Airman/Fireman Program, as well as other exciting Navy job opportunities, from your local Navy recruiter. This ad is brought to you as a public service of this newspaper.

Navy. Full Speed Ahead.

RAMSEY



World's Smallest TV Transmitters

We call them the 'Cubes'... Perfect video transmission from a transmitter you can hide under a quarter and only as thick as a stack of four pennies—that's a nickel in the picture!



Transmits color or B&W with fantastic quality - almost like a direct wired connection to any TV tuned to cable channel 59. Crystal controlled for no frequency drift with performance that equals law enforcement models that cost hundreds more! Basic 20 mW model transmits up to 300' while the high power 100 mW unit goes up to 1/4 mile. Audio units include sound using a sensitive built-in mike that will hear a whisper 15 feet away! Units run on 9 volts and hook-up to most any CCD camera. Any of our cameras have been tested to mate perfectly with our Cubes and work great. Fully assembled - just hook-up power and you're on the air!

- C-2000, Basic Video Transmitter Cube.....\$89.95
- C-3000, Basic Video and Audio Transmitter Cube.....\$149.95
- C-2001, High Power Video Transmitter Cube.....\$179.95
- C-3001, High Power Video and Audio Transmitter Cube.....\$229.95

Super Pro FM Stereo Radio Transmitter



A truly professional frequency synthesized FM Stereo transmitter station in one easy to use, handsome cabinet. Most radio stations require

a whole equipment rack to hold all the features we've packed into the FM-100. Set frequency easily with the Up/Down freq buttons and the big LED digital display. Plus there's input low pass filtering that gives great sound no matter what the source (no more squeals or swishing sounds from cheap CD player inputs!) Peak limiters for maximum 'punch' in your audio - without over modulation, LED bargraph meters for easy setting of audio levels and a built-in mixer with mike and line level inputs. Churches, drive-ins, schools and collegas find the FM-100 to be the answer to their transmitting needs, you will too. No one offers all these features at this price! Kit includes cabinet, whip antenna and 120 VAC supply.

We also offer a high power export version of the FM-100 that's fully assembled with one watt of RF power, for miles of program coverage. The export version can only be shipped outside the USA, or within the US if accompanied by a signed statement that the unit will be exported.

- FM-100, Professional FM Stereo Transmitter Kit.....\$249.95
- FM-100WT, Fully Wired High Power FM Transmitter.....\$429.95

AM Band Radio Transmitter




Ramsey AM radio transmitters operate in the standard AM broadcast band and are easy to set to any clear channel in your area. Our AM-25, 'pro' version, fully synthesized transmitter features easy frequency setting DIP switches for stable, no-drift frequency control, while being jumper settable for higher power output where regulations allow. The entry-level AM-1 uses a tunable transmit oscillator and runs the maximum 100 milliwatts of power. No FCC license is required, expected range is up to 1/4 mile depending upon antenna and conditions. Transmitters accept standard line-level inputs from tape decks, CD players or mike mixers, and run on 12 volts DC. The Pro AM-25 comes complete with AC power adapter, matching case set and bottom loaded wire antenna. Our entry-level AM-1 has an available matching case and knob set for a finished, professional look.

- AM-25, Professional AM Transmitter Kit.....\$129.95
- AM-1, Entry level AM Radio Transmitter Kit.....\$29.95
- CAM, Matching Case Set for AM-1.....\$14.95

CCD Video Cameras



B&W Camera



Color Camera

If you're looking for a good quality CCD board camera, stop right here! Our cameras use top quality Japanese Class 'A' CCD arrays with over 440 line line resolution, not the off-spec arrays that are found on many other cameras. You see, the Japanese suppliers grade the CCDs at manufacture and some manufacturers end up with the off-grade chips due to either cost constraints or lack of buying 'clout'. Also, a new strain of CMOS single chip cameras are entering the market, those units have about 1/2 the resolution and draw over twice the current that these cameras do - don't be fooled! Our cameras have nice clean fields and excellent light sensitivity, you'll really see the difference, and if you want to see in the dark, the black & white models are super IR (Intra-Red) sensitive. Our IR-1 Illuminator kit is invisible to the human eye, but lights the scene like a flashlight at night! Color camera has Auto White Balance, Auto Gain, Back Light Compensation and DSP! Available with Wide-angle (80°) or super slim Pin-hole style lens. They run on 9 VDC and produce standard 1 volt p-p video. Add one of our transmitter units for wireless transmission to any TV set, or add our IB-1 Interface board for audio sound pick-up and super easy direct wire hook-up connection to any Video monitor, VCR or TV with video/audio input jacks. Cameras fully assembled, including pre-wired connector.

- CCDWA-2, B&W CCD Camera, wide-angle lens.....\$99.95
- CCDPH-2, B&W CCD Camera, slim fit pin-hole lens.....\$99.95
- CCDPH-2, Color CCD Camera, wide-angle lens.....\$149.95
- IR-1, IR Illuminator Kit for B&W cameras.....\$24.95
- IB-1, Interface Board Kit.....\$24.95

FM Stereo Radio Transmitters



Microprocessor controlled for easy frequency programming using DIP switches, no drift, your signal is rock solid all the time - just like the commercial stations. Audio

quality is excellent, connect to the line output of any CD player, tape deck or mike mixer and you're on-the-air. Foreign buyers will appreciate the high power output capability of the FM-25; many Caribbean folks use a single FM-25 to cover the whole island! New, improved, clean and hum-free runs on either 12 VDC or 120 VAC. Kit comes complete with case set, whip antenna, 120 VAC power adapter - easy one evening assembly.

- FM-25, Synthesized FM Stereo Transmitter Kit.....\$129.95

A lower cost alternative to our high performance transmitters. Offers great value, tunable over the 88-108 MHz FM broadcast band, plenty of power and our manual goes into great detail outlining aspects of antennas, transmitting range and the FCC



rules and regulations. Connects to any cassette deck, CD player or mixer and you're on-the-air, you'll be amazed at the exceptional audio quality! Runs on internal 9V battery or external power from 5 to 15 VDC. Add our matching case and whip antenna set for a nice finished look.

- FM-10A, Tunable FM Stereo Transmitter Kit.....\$34.95
- CFM, Matching Case and Antenna Set.....\$14.95
- AC12-5, 12 Volt DC Wall Plug Adapter.....\$9.95

RF Power Booster

Add some serious muscle to your signal, boost power up to 1 watt over a frequency range of 100 KHz to over 1000 MHz! Use as a lab amp for signal generators, plus many foreign users employ the LPA-1 to boost the power of their FM Stereo transmitters, providing radio service through an entire town. Runs on 12 VDC. For a neat, professionally finished look, add the optional matching case set.

- LPA-1, Power Booster Amplifier Kit.....\$39.95
- CLPA, Matching Case Set for LPA-1 Kit.....\$14.95
- LPA-1WT, Fully Wired LPA-1 with Case.....\$99.95

Treasure Finder Kit




Search for buried treasure at the beach, backyard or park. This professional quality kit can detect metal at a depth of up to 6 inches. Easy to use, just listen for the change in tone as you 'sweep' the unit across the surface - the larger the tone change - the larger the object.

Has built-in speaker or earphone connection, runs on standard 9 volt battery. Complete kit includes handsome case, rugged PVC handle assembly that 'breaks down' for easy transportation and shielded Faraday search coil. Easy one evening assembly. This nifty kit will literally pay for itself! That guy in the picture looks like he found something - what do you think it is - gold, silver, Rogaine, Viagra? You'll have fun with this kit.

- TF-1, Treasure Finder Kit.....\$39.95

Binocular Special

We came across these nice binoculars in an importers close-out deal. Not some cheap in-line lens jobs, these beauties have roof prisms, a super nice rubber armored housing over light weight



aluminum. 10 x 25 power with fully coated optics. Includes lens cleaner cloth, neck lanyard and nice carry case. For extra demanding use in bright sun, choose the EX module with ruby coated Objective lens. First quality at a close-out price! We've seen the exact same units with the 'Bushnell' name on them being sold for \$30 more!

- BNO-1, Binoculars and case.....\$24.95
- BNO-1EX, Ruby Coated Lens Binoculars and case.....\$29.95

Speech Descrambler

Decode all that gibberish! This is the popular descrambler / scrambler that you've read about in all the Scanner and Electronic magazines. Speech inversion technology is used, which is compatible with most cordless phones and many police department systems, hook it up to your scanner speaker terminals and you're in business. Easily configured for any use: mike, line level and speaker output/inputs are provided. Also communicate in total privacy over telephone or radio, full duplex operation - scramble and unscramble at the same time. Easy to build, all complex circuitry contained in new custom ASIC chip for clear, clean audio. Runs on 9 to 15VDC. Our matching case set adds a professional look to your kit.



- SS-70A, Speech Descrambler/Scrambler Kit.....\$39.95
- CSS, Custom Matching Case and Knob Set.....\$14.95
- SS-70AWT, Fully Wired SS-70A with Case.....\$79.95
- AC12-5, 12 Volt DC Wall Plug Adapter.....\$9.95

Call for our Free Catalog!

See our complete catalog and order on-line with our secure server at: www.ramseyelectronics.com

RAMSEY ELECTRONICS, INC.

793 Canning Parkway Victor, NY 14564

Order Toll-free: 800-446-2295

Sorry, no tech info, order status at this number

Technical Info, Order Status
Call Factory direct: 716-924-4560

Fax: 716-924-4555



ORDERING INFO: Satisfaction Guaranteed. Examine for 10 days, if not pleased, return in original form for refund. Add \$6.95 for shipping, handling and insurance. Orders under \$20, add \$3.00. NY residents add 7% sales tax. Sorry, no CODs. Foreign orders, add 20% for surface mail or use credit card and specify shipping method.


Any waveform you want!



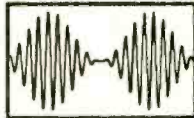
New Features:

- ✓ 21.5 MHz
- ✓ .01 Hz steps
- ✓ multi-unit phaselock


Telulex Inc. model SG-100A




DC to 21.5 MHz linear and log sweeps



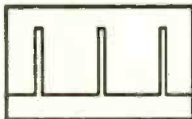
Int/Ext AM, SSB, Dualtone Gen.



Int/Ext FM, PM, BPSK, Burst




Ramps, Triangles, Exponentials




Pulse Generator



Noise



Arbitrary Waveforms



Unlimited Possibilities!

● Synthesized Signal Generator

Clean sinewaves DC-21.5 MHz, .001% accuracy! .01 Hz steps. DC Offset. RS232 remote control.

● Arbitrary Waveform Generator

40 Megasamples/Second. 32,768 points. 12 bit DAC

● Function Generator

Ramps, Triangles, Exponentials & more to 2 MHz!

● Pulse Generator

Digital waveforms with adjustable duty cycle

Telulex Inc.

2455 Old Middlefield Way S Tel (650) 938-0240 <http://www.Telulex.com>

Mountain View, CA 94043 Fax (650) 938-0241 Email: sales@Telulex.com

CIRCLE 312 ON FREE INFORMATION CARD

Digital Power Meter



Measures
Watts
& Watt-hours
(kW-hr)

Simple to use.
Plug the Power Meter
into any AC outlet, and plug the
appliance to be measured into the
Power Meter. That's it!

Model 4-1850:

- Measure REAL ("true") power 1 to 1850 Watts
- Measure Power used, 1 Watt-hour to 9999 kilo-Watt-hr
- Measure power cost (\$), just enter cost per kilo-Watt-hr

New! RS-232 Interface
features data logging, on-
screen measurement, display
and analysis. Can be added
to either model, only \$50!

Model 20-1850 does everything the 4-1850 with these additional
features: Irms, Vrms, Power Factor, 20 mhz processor and more!

Model 4-1850 Only \$149.⁹⁵ Delivered!

Model 20-1850 Only \$249.⁹⁵ MCA/Visa/MO/Check

Custom applications available • Dealer inquiries welcome

Brand Electronics,
421 Hilton Rd.
Whitefield, ME 04353

For information only, call 1-207-549-3401
email: ebrand@mint.net

Call today! To order, call toll free, 24 Hrs.

1-888-433-6600

<http://www.mint.net/~ebrand/>

CAD FILES TO CASH PILES

IMAGINE THE POSSIBILITIES!

STARTING AT
\$895.00



NOW YOU CAN

TURN YOUR
DREAMS

INTO
REALITY!



3 AXIS UNITS FROM
12" X 12" TO 60" X 60"
MACHINING AREAS

THE

ROBOPRO X50

CNC ROBOTIC MACHINING SYSTEM

YOUR WISH IS ITS COMMAND!

FREE 3D

ROUTE, MILL, DRILL, CARVE,
ENGRAVE, PAINT, ETC. ...
IN WOOD, PLASTIC, VINYL,
PC BOARD, & LIGHT METALS



U.S. CYBERLAB, INC., 14786 SLATE GAP ROAD
WEST FORK, AR 72774 (501) 839-8293

Visit us at www.uscyberlab.com

ALL ELECTRONICS

C O R P O R A T I O N

QUALITY PARTS

FAST SHIPPING

DISCOUNT PRICING

CALL, WRITE, FAX
or E-MAIL For A
Free 96 Page
CATALOG.
Outside the U.S.A.
send \$3.00 postage.

Interact ProPad GAME CONTROLLER

Interact Game Products # SV-230
PC ProPad works with hundreds of
PC games.
Very similar
to Super
Nintendo
controllers, it has a
four-way direction but-
ton on the left, A and B
buttons on the right and speed con-
trols and auto-fire controls in
the middle. 15 pin D-sub con-
nector plugs into the sound
card on most Windows based computers.



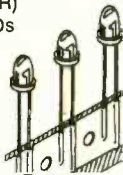
\$3⁰⁰
each

CAT # SV-230

2 for \$5.00

3000 MCD ULTRA-BRIGHT RED LED

Everlight # 383URC-2/TR1-C(R)
Red, "Ultra-bright" T 1 3/4 LEDs
now at our lowest price ever.
Due to a special purchase of
"tape-and-reel" parts we are
able to offer these LEDs at an
incredibly low price when pur-
chased on the reel. These
are 5 mm diameter water-clear LEDs that
light bright red at 20 ma.



CAT# LED-50

2 for \$1⁰⁰

100 for \$35.00
1000 for \$250.00
(25¢ each)

S-VHS Tape (Used)



Super VHS tape users!
Save a bundle on
name-brand S-VHS,
T-120 tapes. These
tapes were used for a
brief period, then bulk
erased. The record-
protect tabs have been broken
out, so you will have to cover the
notch with a piece of tape, but they work
great and cost a fraction
of the "new" price.

CAT #S-VHS

\$3⁰⁰
each

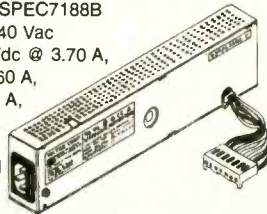
10 for \$28.00 • 100 for \$250.00

INCREDIBLY CHEAP!! Switching Power Supply

Voltek Corp # SPEC7188B

Input: 100 - 240 Vac
Outputs: + 5 Vdc @ 3.70 A,
+12 Vdc @ 0.60 A,
-5 Vdc @ 0.05 A,
+5 Vdc Trickle
@ 0.1 A

Metal encased
switching sup-
ply. Standard
three-prong IEC socket power input. 7 conduc-
tor, Molex-type connector output. 9" x 2.1" x
1.36". UL recognized. Removed from new
equipment.



CAT # PS-27

\$3⁵⁰
each

10K THERMISTOR

Semitec # 103AT-2

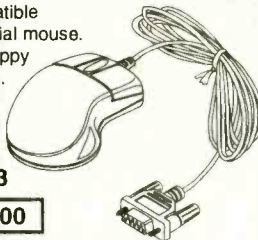
10K ohm (± 1%) @ 25 deg. C. Rated
10 mW. Time constant: 15 sec. 2 mm
x 3mm. 2.5mm lead spacing.

\$1⁰⁰
each

10 for \$8.50
200 for \$130.00

3 BUTTON Serial MOUSE

Windows compatible
three button serial mouse.
Includes 3.5" floppy
disk with drivers.



\$3⁵⁰
each

CAT #MSE-3

10 for \$30.00

Encased Piezoelectric Element

0.82" DIAMETER X 0.15"

AVX/Kyocera # PCRT21BGX
Black plastic front, vented metal
back. Solder loop terminals. Louder than
non encased piezo elements. Requires exter-
nal signal to produce sound.



3 for \$1⁰⁰

100 for \$25.00
1000 for \$125.00

BIG Flashing LED

Big, bright red flashing LED.
10 mm diameter. Red diffused lens.
Great for attention getting displays.
Operates on 3-12 Vdc. Flash rate
approx. 2 times per second.




CAT# LED-60

2 for \$1⁵⁰

10 for \$6.50
100 for \$50.00

UV Blacklight

New black-light lamps designed by Avon
Cosmetics to highlight dry skin.
They have a built-in timer that
shuts-off the lamp after
approximately one
minute. Ideal for
lighting fluorescence
in black-light
posters, gemstones,
hand stamps and US
currency. 5" lamp, F4T5BLB, is housed in a
lightweight plastic case. 7" x 3.25" x 2.3" high.
Powered by a 12 Vdc, 500 ma wall transformer
(included). Individually boxed.



CAT# UVL-1

\$10⁰⁰
each

F4T5-BLB Replacement lamp for above
fixture. CAT # BLB-5 \$3.00 each

3.6 Volt 1/2 AA Lithium Battery




3.6 volt, 1/2 AA lithium battery.
0.57" diameter X 0.97" long.

CAT# LBAT-1/2AA

\$2²⁵
each

"Hi-8" Video Cassette

SONY Hi-8 Top quality,
metal particle 120 minute
video cassettes. Used
for a short time, then
bulk-erased. Each
cassette has its own
plastic storage box.



CAT # VCU-8

\$3⁰⁰
each

10 for \$28.00 • 100 for \$250.00

ORDER TOLL FREE

1-800-826-5432

MAIL ORDERS TO:
ALL ELECTRONICS CORP.
P.O. BOX 567
VAN NUYS, CA 91408-0567

FAX (818) 781-2653 • INFO (818) 904-0524
INTERNET <http://www.allcorp.com/>
E-MAIL allcorp@allcorp.com

NO MINIMUM ORDER • All Orders Can Be Charged to Visa, Mastercard, American Express or Discover • Checks and Money Orders Accepted by Mail •
Orders Delivered in the State of California must include California State Sales Tax • NO C.O.D • Shipping and Handling \$5.00 for the 48 Continental United
States - ALL OTHERS including Alaska, Hawaii, P.R. and Canada Must Pay Full Shipping • Quantities Limited • Prices Subject to change without notice.

MANUFACTURERS - We Purchase EXCESS INVENTORIES... Call, Write, E-MAIL or Fax YOUR LIST.

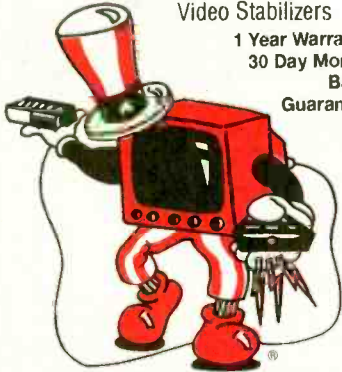
CIRCLE 214 ON FREE INFORMATION CARD

www.americanradiohistory.com

CABLE TV EQUIPMENT

Converters, Test Cubes & Chips
Video Stabilizers

1 Year Warranty
30 Day Money
Back
Guarantee



"ABSOLUTE LOWEST
WHOLESALE &
RETAIL PRICES"
CABLE U.S.A.
1-888-388-CUBE

SURVEILLANCE

The Latest High Tech
Professional Electronic Devices

Our latest catalog offers a HUGE selection of surveillance, counter-surveillance/privacy devices: pinhole camera \$129⁰⁰, hidden video, "realtime" 12-Hour telephone recorder \$139⁰⁰, 12 hour VOX recorder phone call register, scanners, bug/phone tap detectors, voice disguisers, locksmithing tools, vehicle tracking, wireless video, and much more. Wholesale/retail.

We will not be undersold.

Catalog \$5.00 or

www.spyoutlet.com

SPY OUTLET

PO Box 337, Buffalo NY 14226
(716) 691-3476/(716) 695-8660

PicC C Compiler \$59

for Microchip's PIC microcontrollers
Supports PIC16C55x, 16C6x, 16C62x, 16C8x, 16C92x PIC families

SnXC C Compiler \$59

Supports **ScanIX** **ex18ac** and **ex28ac** microcontrollers
Both compilers based on ANSI C standard. Arrays, unions, structures, pointers, strings, function calls, if, for, switch, while, interrupt vectors, in-line assembler code, 8 & 16 bit variables, etc. Outputs Intel Hex format and assembly code. Code optimizer included. Excellent development tools!

DebugIDE Debugger \$79

C source level debugger for PicC and SnXC compilers. Integrated Development Environment. Step, Run, Stop, Reset. Variable monitoring and modification. Oscillator/cable kit (\$39)
732-873-1519 fax: 732-873-1582 e: grichrc@aol.com
Grich RC Inc. 120 Cedar Grove Ln, Ste 340, Somerset NJ USA 08873
URL: <http://members.aol.com/picc/compile>

EZ-EP DEVICE PROGRAMMER - \$169.95

Check Web!! -- www.m2l.com

Fast - Programs 27C010 in 23 seconds

Portable - Connects to PC Parallel Port

Versatile - Programs 2716-080 plus EE and Flash (28F,29C) to 32 pins

Inexpensive - Best for less than \$200

- Correct implementation of manufacturer algorithms for fast, reliable programming.
- Easy to use menu based software has binary editor, read, verify, copy, etc. Free updates via bbs or web page.
- Full over current detection on all device power supplies protects against bad chips and reverse insertion.
- Broad support for additional devices using adapters listed below.

Available Adapters

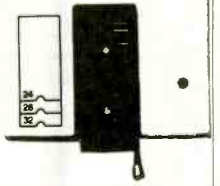
EP-PIC (16C5x,61,62x,71,84)	\$49.95
EP-PIC64 (62-5,72-4)	\$39.95
EP-PIC12 (12C50x)	\$39.95
EP-PIC17 (17C4x)	\$49.95
EP-51 (8751, C51)	\$39.95
EP-11E (68HC11 E/A)	\$59.95
EP-11D (68HC711D3)	\$39.95
EP-16 (16bit 40pin EPROMS)	\$49.95
EP-Z8 (Z88E02, 3, 4, 6, 7, 8)	\$39.95
EP-SEE2 (93x, 24x, 25x, 85x)	\$39.95
EP-750 (87C750, 1, 2)	\$59.95
EP-PEEL (ICT22v10, 18v8)	\$59.95
EP-1051 (89C1051, 2051)	\$39.95
EP-PLCC (PLCC EPROMS)	\$49.95
EP-SOIC (SOIC EPROMS)	\$49.95

Many Other Adapters Available

M²L Electronics

970/259-0555 Fax: 970/259-0777
361 S Camino Del Rio Suite #119, Durango, CO 81301. CO orders add 7% sales tax
<http://www.m2l.com>

EZ-EP
M²L ELECTRONICS
Los Angeles, California



Introducing...

The Epic Series



280 different configurations in a single size, snap-in mounted case


Create a look of conformity on panels

Choose from:

- ▼ 3 1/2 or 4 1/2 digit displays
- ▼ voltage or process loop inputs
- ▼ black, red, amber or green numerals
- ▼ black numerals with lighted green background

Features:

- ▼ selectable, displayed engineering units
- ▼ resistant to RF and EMI
- ▼ economically priced
- ▼ five year warranty



Visit our catalog on the web: www.knsinstruments.com

800-356-4920

PO Box 10158
Bedford, NH 03110-0158
Fax 800-356-1250

BEST DEALER PRICING!

CABLE DIRECT

CONVERTERS • FILTERS
DESCRAMBLERS

IMPROVE YOUR IMAGE WITH
VIDEO STABILIZERS

FREE
CABLE TV
CATALOG!

100%
MONEY BACK
GUARANTEE!

Now you can tune-in your favorite cable TV programming and SAVE \$100'S - EVEN \$1000'S on premium CABLE TV EQUIPMENT.



MODERN ELECTRONICS

1-800-906-6664

2609 S. 156TH CIRCLE • OMAHA, NE 68130

<http://www.modernelectronics.com>

Battery Analyzer



PC-Controlled Battery Analyzer

Cycle, Charge & Test with your PC
Print reports, plot graphs, expandable

\$398



Tel: 800-673-3585

519-472-5566

Fax: 519-472-1702


Download Demo:

<http://home.rogerswave.ca/lamantia>
lamantia@compuserve.com

LaMantia Products Ltd.

Zagros Robotics

World Class Engineering and Programming




PO Box 460342
St. Louis, MO 63146-7342
(314)768-1328

info@zagrosrobotics.com
www.zagrosrobotics.com

"Get the skills you need at a price you can afford!"

Earn up to \$45 an hour or more as a skilled Computer Programmer.

Cash in on the explosion of opportunities. Start your new career or even open a business of your own as a highly-paid computer programmer.



Computer programmers today can almost write their own ticket to financial well-being and job satisfaction. Only Foley-Belsaw's unique in-home training programs can give you the skills you need at a price you can afford.

You'll learn the three hot computer languages — QBasic, C and Visual Basic. You'll even work with the hot new C++. With this easy-to-learn knowledge, you'll write your first QBasic program by the end of the first SkillPak of lessons. Soon you'll be programming sound and graphics, and even learning how to program for the Windows environment — the most popular application program today.

It's easy to cash in!

Look at some of the things professional computer programmers do. "Wrote a C program to clean up a WordPerfect file; edited the resulting file as data errors were found." This work would take a trained programmer less than five hours to complete, and they could make over \$200 for the work. That's money you could be making — and soon — with training from the Foley-Belsaw Institute of Computer Programming.

Everything is included!

We provide you with all the materials you'll need to become a professional computer programmer. You'll receive 37 lessons, designed for you by the Foley-Belsaw Professional Programmer Staff. Other valuable materials include a *Programmer's Handbook*, *Programmer's Examples* on two 3.5 inch disks, *Programmer's Flowchart Template*, and a booklet, *Selecting the Right Computer*.

Other schools force you to buy a complete computer package as part of their training program. At Foley-Belsaw we understand that your needs as a programmer may not fit into a "one size fits all" approach. Why should you pay hundreds of dollars for a computer system that you may not need?

We'll tell you what you need to know so that when you're ready to buy your own computer, you can get the machine that fits your needs at the lowest possible price. That's the Foley-Belsaw way.

Get the free facts today.

Whether you want to change careers, have a profitable part-time job or start your own business, Foley-Belsaw Institute's new computer programming course is the first step. A profitable future in computer programming can be yours. Call or write today for a fact-filled information kit including a free copy of *Computer Programming — A Profitable Career In Your Spare Time*. See how easy it is to begin a money-making career as a sought-after computer programmer. Our free full-color information kit outlines the steps of the computer programming course and shows you everything you will receive as part of your training.

**Mail this coupon or call today
Toll Free 1-800-487-2100!**

Your free opportunity kit will be rushed to you!

If coupon is missing, write to: Foley-Belsaw Company, 6301 Equitable Road, Kansas City, MO 64120

Call or complete & return this coupon to: Foley-Belsaw Institute, 6301 Equitable Road, Kansas City, MO 64120

YES! Rush me a free information kit on **Computer Programming** right away. Dept. 35627

Other career courses:

- Locksmithing, Dept. 13212
- Small Engine Repair, Dept. 53083
- Saw & Tool Sharpening, Dept. 22014
- VCR Repair, Dept. 62909
- Computer Repair, Dept. 64811
- TV/Satellite Dish Repair, Dept. 31680
- Gunsmithing, Dept. 92721
- Woodworking, Dept. 43946
- Upholstery, Dept. 81618
- Vinyl Repair, Dept. 71539
- Electrician, 95489
- Computer Specialist, Dept. 38446
- Networking Specialist, Dept. 39433

I understand that there is ABSOLUTELY NO OBLIGATION and NO SALESMAN WILL CALL.

Name _____

Address _____

City _____

State _____

Zip _____



CIRCLE 335 ON FREE INFORMATION CARD

386 MINI-PC \$83

1K PRICE
EVAL \$295
8088 \$27



- includes:
- 5 Serial, 3 Parallel (32bit max)
 - Up to 8 meg ROM (27C080)
 - 32k RAM exp. to 64Mbyte
 - Battery backed RT Clock
 - LCD and Keyboard ports
 - IRQ x15, DMA x2, TIMER x4
 - On-board LED display
 - Industry Standard PC Bus

Perfect when a full-size PC is too large, expensive, or power hungry. A fully functional single board computer, needs only program and power source. Runs DOS / WINDOWS. Use Turbo C, BASIC, MASM. All utilities to do this included.

A to D D to A CONVERTERS

For PC or SBC
8,12,16 bit resolution
up to 24 channels
starting at \$21 OEM (1k)
eval kit \$75

\$95 UNIVERSAL PROGRAMMER

FLASH, EEPROM, NVRAM, EPROM
up to 8 meg (27C64-080). Adapters for
micros, PLCC, etc. Parallel port version
for notebook. FAST AND EASY TO USE.



LOW COST... LOW POWER...

LOW RISC!

QTY 1K PRICE
\$1.99
EVAL KIT 7.00

LOWER COST, FASTER, EASIER TO PROGRAM SINGLE CHIP COMPUTER

COMPARE:	16C54	MV1200	PINOUT:	
OEM (1K) PRICE	\$2.57	\$1.99	RESET	1 20 VCC
RS232 PROGRAM DOWNLOAD	NO	YES	PD0	2 19 PB7
SINGLE CHIP OPERATION	NO	YES	PD1	3 18 PB6
BUILT-IN BASIC	NO	YES	XOUT	4 17 PB5
EEPROM DATA MEMORY	NONE	64	XIN	5 16 PB4
PROGRAM MEMORY	768 OTP	1K FLASH	PD2/INT	6 15 PB3
MATH REGISTERS	1	32	PD3	7 14 PB2
MAX INSTRUCTIONS / SEC	5M	20M	PD4/TMR	8 13 PB1/AD1
MAX COUNTER BITS	16	18	PD5	9 12 PB0/AD0
INPUT / OUTPUT BITS	12	15	GND	10 11 PD6
A TO D COMPARATOR	NO	YES		
HARDWARE INTERRUPTS	NONE	3		

- LONG WORD INSTRUCTION - FRIENDLY SYMMETRIC ARCHITECTURE -



PC SOLID STATE DISK

\$21 OEM (1k) eval kit 75.00
FLASH / RAM / EPROM
256K-16M PCMCIA/DIPS

No More Hangups... PC WATCHDOG!

Reboots PC OEM \$21 EVAL \$75

VGA LCD



640x480 controller
for PC or SBC
\$27 oem \$95 eval
combo LCD/CRT
version available

visit our web site: www.mvsweb.com

MVS BOX 850
MERRIMACK, NH 03054
(508) 792-9507



5yr Limited Warranty
Free Shipping
Hrs: Mon-Fri 10-6 EST

Learn MICROCONTROLLERS EMBEDDED SYSTEMS and PROGRAMMING...

...with the AES learning system/
embedded control system.
Extensive manuals guide you
through your development
project. All programming and
hardware details explained.
Complete schematics. Learn to
program the LCD, keypad digital,
analog, and serial I/O. for your applications.



THREE MODELS AVAILABLE. Choose from an
Intel 8051, Intel 8088, or Motorola 68HC11
based system. All models come with:

- 32K Byte ROM, 32K Byte RAM • 2 by 16 Liquid Crystal Display • 4 by 5 Keypad • Digital, Analog, and Serial I/O • Interrupts, timers, chip-selects • 26 pin expansion connector • Built-in Logic Probe • Power Supply (can also be battery operated) • Powerful ROM MONITOR to help you program • Connects to your PC for programming or data logging (cable included) • Assembly, BASIC, and C programming (varies with model) • Program disks with Cross Assembler and many, well documented, program examples • User's Manuals: cover all details (over 500 pages) • Completely assembled and ready to use • Source code for all drivers and MONITOR • Optional Text Book


Everything you need. From \$279.
Money Back Guarantee

Call for Free Info Pack, or see
WEB at <http://www.aesmicro.com>
714-550-8094, FAX 714-550-9941



Call 1-800-730-3232

AES 575 ANTON BLVD., SUITE 300, COSTA MESA, CA 92626, USA



SUPPORTS
DEVICES TO
32 MEG

EPROM+

A device programming system
for design, repair and experimentation

- ◆ EXCEPTIONAL POWER FOR THE PRO
- ◆ EASY-TO-USE FOR THE NOVICE
- ◆ INCLUDES STEP-BY-STEP TUTORIAL

Here's what you get: A rugged, portable programming unit including the power pack and printer port cable both of which store inside the case. A real printed user and technical manual which includes schematic diagrams for the programming unit plus diagrams for all technology family adapters. * Comprehensive, easy-to-use software which is specifically designed to run under DOS, Windows 3.1, 95 and 98 on any speed machine. The software has features which let you READ, PROGRAM, COPY and COMPARE plus much more. You have full access to your system's disk including LOADING and SAVING chip data plus automatic processing of INTEL HEX, MOTOROLA S-RECORD and BINARY files. 1 or detailed work the system software provides a full screen buffer editor including a comprehensive bit and byte tool kit with more than 20 functions.

Broad device support: FIRST GENERATION EPROMS (2708, TMS2716*, 25XX) SECOND GENERATION EPROMS (2716-28C080), 40 AND 42 PIN EPROMS* (27C1024-27C160) FLASH EPROMS (28F, 29C, 29FE, 29F), EEPROMS (2816-28C010), NVRAMS (12XX, X2210/12) 8 PIN SERIAL EPROMS* (24, 25, 85, 93, 95, 80011A) PUS (ER1400/M58657* AND ER5901) BIPOLAR PROMS* (72S/82S), FPGA CONFIGURATORS (17CXXX) MICROCONTROLLERS* (874X, 875X, 87CXXX, 87C75X, 89C5X) ATMEL MICROS* (8-40) PIN 89CX051, 89SXXXX (AVR) 90SXXXX PIC MICROS* 8, 18, 28, 40 PIN (12CXXX-16CXXX, 16FX, 17C) MOTOROLA MICROS* (68705P3/U3/R3, 68HC705, 68HC711)

\$289

*REQUIRES SNAP-IN ADAPTER BOARD FACTORY DIRECT (OR BUILD YOURS!) \$5.00 SHIPPING • \$5.00 C.O.D.
1 YEAR WARRANTY - 30 DAY MONEY BACK GUARANTEE VISA* MASTERCARD* AMEX

ANDROMEDA RESEARCH, P.O. BOX 222, MILFORD, OH 45150
(513) 831-9708 FAX (513) 831-7562 website - www.arlabs.com

Don't waste another minute, send today for
the latest free Catalog and a free sample booklet.
Send your name and address to:

**Consumer Information Center
Department TH
Pueblo, Colorado 81009**

Electronic CAD for Windows

Professional Windows EDA tools at an affordable price with powerful features to make designing faster. WinBoard PCB layout delivers sophisticated interactive routing for complex designs, plus it has the tools needed for high-speed circuits, analog, RF and SMT designs.

WinDraft® Schematics

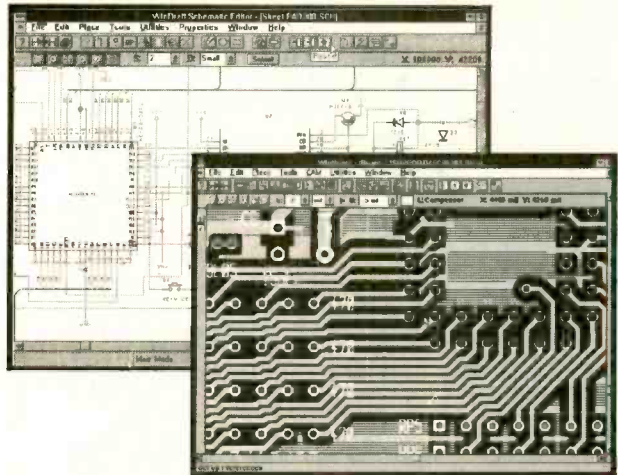
- ◆ Use True-Type fonts. Quickly copy and paste into other applications.
- ◆ Supports hierarchical designs, electrical rules checking, Annotation & Bill of Materials.
- ◆ Thousands of library parts and symbol editor included.

WinBoard™ PCB layout

- ◆ Supports 16 layers, multiple copper pours, and advanced features for RF designs.
- ◆ SMD & through hole library with on-line graphical editor.
- ◆ CAM outputs include BOM, in-circuit test, NC Drill, Gerber, Pick & Place, & Advanced Design Rule Checking (DRC).

With our unique **pin capacity** versions you only pay for what you need. You choose the base configuration to suit your needs today, and expand that configuration to handle increased pin capacity as your design requirements change.

WinDraft 2.0 Available Now



- \$ 250 WinDraft or WinBoard - P650
- \$ 495 WinDraft or WinBoard - unlimited
- \$ 895 WinBoard P650 with CCT Spectra® autorouter.

Thousands of satisfied customers are using this new generation of powerful and affordable Windows EDA tools from Ivex. Your satisfaction is guaranteed!

World Wide Web: <http://www.ivex.com>

Information and free evaluation version is available on the Ivex WW Web, FTP and BBS.

Tel: (503) 531-3555
Fax: (503) 629-4907
BBS: (503) 645-0576



Ivex Design International. 15232 NW Greenbrier Parkway. Beaverton, Oregon 97006. USA.

ADV2_1

CIRCLE 319 ON FREE INFORMATION CARD

PC
PLACE



SEE WHAT TAKES SHAPE. EXERCISE.

American Heart Association 

© 1992, American Heart Association

April 1999, Electronics Now

81

The World's Largest Source for Home Automation

- The Best & Most Comprehensive Home Automation Catalog in the Industry
- Best Customer Service & Technical Support

FREE
160 page full color catalog!

Thousands of hard-to-find automation, X-10 and wireless control products. Computer interfaces, software development tools, lighting control, telephone systems, security systems, surveillance cameras, infrared audio/video control, home theater, touchscreen control, HVAC, pet care automation, wiring supplies, books and videos and much more!

**World's Largest Selection!
Lowest Prices Guaranteed!**

HOME AUTOMATION SYSTEMS, INC.

Questions: 949-221-9200 Fax: 949-221-9240

e-mail: catalog@smarthome.com

www.smarthome.com

Call for a **FREE** Catalog! 800-762-7846

800-SMART-HOME

Dealers/Resellers ask about our

Smarthome PRO Dealer Program 800-949-6255



DATA ACQUISITION & CONTROL

AFFORDABLE PLUG-IN BOARDS FOR PC's ISA BUS

ANA100 Analog I/O \$ 99



- 8 Channel 8-Bit
- 0 to 5 Volt Input
- 14 TTL I/O lines
- Analog Output
- 400KHz Sampling

DIG100 Digital I/O \$ 39



- 82C55 PPI
- 24 or 48 TTL I/O Lines option
- Selectable Base Address

ANA150 Analog/Counter... \$ 89



- 8 Channel 8-Bit
- 0 to 5 Volt input
- 3 16-Bit Counters
- 400KHz Sampling

DIG200 Counter I/O \$ 79




- 3 16-Bit Counters
- 8 TTL Input lines
- 8 TTL Output lines
- Selectable Clock Frequency input

ANA200 Analog I/O \$ 79



- 1 Channel 12-Bit
- 0 to 5 Volt input optional bi-polar
- 100KHz / 300KHz Sampling rate
- 24 TTL I/O lines

ANA201 Analog \$ 119



- 8 Channel 12-Bit
- x1, x5, x10, x50 Programmable Channel gain
- 100KHz Sampling rate

On-Line Product Catalog at Our Web Site

<http://www.Bsof.com>

E-Mail: Sales@Bsof.com

BSOFT Software, Inc.

444 COLTON ROAD * COLUMBUS, OH 43207
PHONE 614-491-0832 * FAX 614-497-9971

Help protect our nation's soil and water.
Call for your free action packet.

1-800-THE-SOIL
WE OWE IT TO OUR CHILDREN

United States Department of Agriculture
Soil Conservation Service

Turn Your Multimedia PC into a Powerful Real-Time Audio Spectrum Analyzer

Features

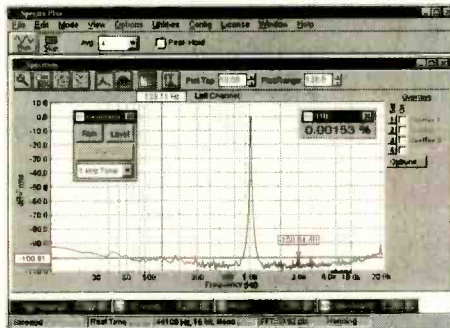
- 20 kHz real-time bandwidth
- Fast 32 bit executable
- Dual channel analysis
- High Resolution FFT
- Octave Analysis
- THD, THD+N, SNR measurements
- Signal Generation
- Triggering, Decimation
- Transfer Functions, Coherence
- Time Series, Spectrum Phase, and 3-D Surface plots
- Real-Time Recording and Post-Processing modes

Applications

- Distortion Analysis
- Frequency Response Testing
- Vibration Measurements
- Acoustic Research

System Requirements

- 486 CPU or greater
- 8 MB RAM minimum
- Win. 95, NT, or Win. 3.1 + Win.32s
- Mouse and Math coprocessor
- 16 bit sound card



Priced from \$299

(U.S. sales only - not for export/resale)

DOWNLOAD FREE 30 DAY TRIAL!

www.spectraplus.com

PHS Pioneer Hill Software
24460 Mason Rd.
Poulsbo, WA 98370
a subsidiary of Sound Technology, Inc.



Spectra Plus
FFT Spectral Analysis System

Sales: (360) 697-3472

Fax: (360) 697-7717

e-mail: pioneer@telebyte.com

Get your copy of the CRYSTAL SET HANDBOOK



Go back to antiquity and build the radios that your grandfather built. Build the "Quaker Oats" type rig, wind coils that work and make it look like the 1920's! Only \$10.95 plus \$4.00 for shipping and handling. Clagg Inc., P.O. Box 4099, Farmingdale, NY 11735. USA Funds ONLY! USA and Canada—no foreign orders. Allow 6-8 weeks for delivery. MA01

PROGRAMMERS OVER 50 MODELS

ADVANTECH EETOOLS NEEDHAM'S DATA I/O ICE TECHNOLOGY HILO SYSTEM GENERAL CHROMA MODULAR CIRCUIT TECHNOLOGY XELTEK



PROMAX EMP-20 MEGAMAX MEGAMAX4 SIMM/SIP TESTER EMUPA

CALL ADVANTECH LABTOOL 629 ICE TECH MICROLV 650 EETOOLS ALLMAX + 409 EETOOLS MEGAMAX 509 EETOOLS MEGAMAX4 369 XELTEK SUPERPRO II 409 XELTEK SUPERPRO II P 249 XELTEK SUPERPRO L 165 XELTEK ROMMASTER II 479 MOD-MCT-EMUPA 739 STAG ORBIT-32

599 EETOOLS SIMMAX 795 CHROMA SIMM/SIP 359 MOD-MCT-EMUPA/R 279 MOD-MCT-EMUP/R 49 EPROM 1G TO 512K 69 EPROM 1G TO 1MEG 99 EPROM 4G TO 1MEG 199 EPROM 16G TO 1 MEG 89 EPROM 1G TO 8MEG 129 EPROM 4G TO 8MEG 250 EPROM 8G TO 8MEG



LABTOOL48 MICROMASTER SUPERPRO ALLMAX PLUS ROMMASTER2

General Device Instruments

Sales 916-393-1655 Fax 916-393-4949 BBS 983-1234

Web www.generaldevice.com E-Mail icdevidev@best.com

USE ELECTRONICS NOW CLASSIFIEDS

READ BY ELECTRONIC BUYERS AND SELLERS AND TRADERS

INSTRUCTIONS FOR PLACING YOUR AD!

HOW TO WRITE YOUR AD

TYPE or **PRINT** your classified ad copy **CLEARLY** (not in all capitals) using the form below. If you wish to place more than one ad, use a separate sheet for each additional one (a photo copy of this form will work as well). Place a category number in the space at the top of the order form (special categories are available). If you do not specify a category, we will place your ad under miscellaneous or whatever section we deem most appropriate.

We cannot bill for classified ads. **PAYMENT IN FULL MUST ACCOMPANY YOUR ORDER.** We do permit repeat ads or multiple ads in the same issue, but in all cases, full payment must accompany your order.

WHAT WE DO

The first word and company name of each ad are set in bold caps at no extra charge. No special positioning, centering, dots, extra space, etc. can be accommodated.

RATES

Our classified ad rate is \$2.50 per word. Minimum charge is \$37.50 per ad per insertion (15 words). Any words that you want set in bold are each .40 extra. Indicate bold words by underlining. Words normally written in all caps and accepted abbreviations are not charged anything additional. State abbreviations must be post office 2-letter abbreviations. A phone number is one word.

CONTENT

All classified advertising in **ELECTRONICS NOW** is limited to electronics items only. All ads are subject to the publishers' approval. **WE RESERVE THE RIGHT TO REJECT OR EDIT ALL ADS.**

AD RATES: \$2.50 per word. Minimum \$37.50

Send you ad payments to:

ELECTRONICS NOW 500 Bi-County Blvd, Farmingdale, NY 11735-3931

CATEGORIES

100 -- Antique Electronics	270 -- Computer Equipment Wanted	450 -- Ham Gear Wanted	630 -- Repairs-Services
130 -- Audio-Video Lasers	300 -- Computer Hardware	480 -- Miscellaneous Electronics For Sale	660 -- Satellite Equipment
160 -- Business Opportunities	330 -- Computer Software	510 -- Miscellaneous Electronics Wanted	690 -- Security
190 -- Cable TV	360 -- Education	540 -- Music & Accessories	710 -- Telephone
210 -- CB-Scanners	390 -- FAX	570 -- Plans-Kits-Schematics	720 -- Test Equipment
240 -- Components	420 -- Ham Gear For Sale	600 -- Publications	730 -- Wanted

CLASSIFIED AD COPY ORDER FORM

Place this ad in Category # _____ Special Category \$30.00 Additional _____

1 - \$37.50	2 - \$37.50	3 - \$37.50	4 - \$37.50	29 - \$72.50	30 - \$75.00	31 - \$77.50	32 - \$80.00
5 - \$37.50	6 - \$37.50	7 - \$37.50	8 - \$37.50	33 - \$82.50	34 - \$85.00	35 - \$87.50	36 - \$90.00
9 - \$37.50	10 - \$37.50	11 - \$37.50	12 - \$37.50	37 - \$92.50	38 - \$95.00	39 - \$97.50	40 - \$100.00
13 - \$37.50	14 - \$37.50	15 - \$37.50	16 - \$40.00	Total words _____ \$2.50 per word = \$ _____			
17 - \$42.50	18 - \$45.00	19 - \$47.50	20 - \$50.00	Bold Face _____ \$0.40 per word = \$ _____			
21 - \$52.50	22 - \$55.00	23 - \$57.50	24 - \$60.00	Special Heading _____ \$30.00 = \$ _____			
25 - \$62.50	26 - \$65.00	27 - \$67.50	28 - \$70.00	Other _____ = \$ _____			

Total classified ad payment \$ _____ enclosed **TOTAL COST OF AD \$ _____**

Check Mastercard Visa Discover Card # _____ Expiration Date ____/____

Signature _____

Name _____ Phone _____

Address _____ City State Zip _____


Toronto Surplus & Scientific Inc.

608 Gordon Baker Rd. Willowdale,
Ontario, Canada Zip: M2H-3B4
STORE: (416) 490-8865
FAX: (905) 887-0006 OFFICE: (905) 887-0007



February 1990

SHIPPING IS NOT INCLUDED IN THESE PRICES, PLEASE CALL FOR RATES.



MILITARY STANDARD 24V DC GENERATOR

Superior QUALITY plus rugged design are features of this deluxe 2 cylinder 4 stroke gasoline generator. The control panel contains meters for voltage & current indication, main circuit breaker and voltage adjustment. Shielded wires and plugs comprise the RFI suppressed ignition system eliminating all radio noise. These units are "new" in the original carton complete with operators manual and pull-start cord. Output voltage is adjustable approx 18-32vdc (24,28v) nominal @ 53.3A (1.5Kw) continuous duty 100% load.
Price: \$579.00 ea. or 2 units for \$1000.00



HARRIS RF 131-122 TWO CHANNEL EXCITER

This exciter is compatible with the RF 110 power amplifier. It features digital synthesized tuning with remote control capability in the 2-30MHz range at 100Hz increments. Modes of operation are U/LSB, compatible AM, CW, and ISB. These units are in good physical condition and appear to have no apparent faults. So far any units we have shipped to other customers have worked very nicely, you will be pleasantly surprised!!!
Price: good clean cond. \$750.00ea
Pick of the litter \$950.00ea

>>>>>SPECIAL OF THE MONTH<<<<<<
.....ESI MODEL 250DA LCR Bridge
.....Not Tested (pack-n-ship) for \$75.00ea.



CAL ASTRONAUTICS

MOBILE SATELLITE COMM'S STATION

This is a box chock full of high-end communications technology. These units were designed so that mobile land based vehicles could keep in touch (via Geostationary Inmarsat satellite network) with home base using an intelligent data terminal. The terminal features a back-lit 4 line LCD display and illuminated keys; one of the transceiver's most impressive features is an "L" Band 1.2-1.55GHz 60 watt amplifier. The helix antenna (with LNA built-in) is an amazing design with all kinds of active and passive devices surface-mounted on to the antenna reflector. We consider this the "ultimate gadgeteers goodie pack" with all kinds of RF satellite ground technology. These systems come complete in their original shipping container with all cables and mounting bracket. Best of all they operate on 12 VDC. Installation manual supplied (but, there isn't any subscriber data).
Used good condition untested.
Price: \$235.00U.S. ea or 2 for \$375.00U.S.

COLLECTOR ALERT

CARBON FILAMENT LAMP

Classic-style Carbon Filament Light Bulb. This 120 volt, 32 candle-power lamp has a charming warm glow and is apparently from what we can determine circa 1930s. \$8.00 each or 2 for \$12.00.



HARRIS RF-590 RECEIVER

This receiver meets MIL-STD-188C. This unit has it all starting with 1Hz tuning resolution over the entire bandwidth, AGC time constant and BFO offset. The following full compliment of Collins mechanical filters are included: 3.2kHz. USB/LSB/ISB, 16kHz FM, 1.0&0.3kHz CW, 16/6 and 3.2kHz AM. AGC modes are: data/slow/med/fast, in addition it's fully remote controllable via RS-232 or RS-422. All RF-590's are fully checked, burned-in and guaranteed for 30 days.
Very good condition.....\$2,250.00
Selected Excellent condition.....\$2,750.00
RF590A's give us a call!!!



ADVANTEST R4131D SPECTRUM ANALYZER

High portability combined with digital on screen performance make this 10kHz - 3.2GHz analyzer very easy and convenient to use.
Price: (excellent cond.) \$4550.00

- SENCORE VA62 UNIV VID ANALYZR \$1,600.00
- EDDYSTONE RECEIVER 1830 \$750.00
- IFR 1500S SERVICE MONITOR \$7450.00
- HF 8014A EXCITER \$3,200.00
- HF 8023 POWER AMPIFIER \$3,000.00
- HF 8032 POWER SUPPLY \$1,500.00
- IFR-1200S SERVICE MONITOR \$6,995.00
- RF 110A/124 1 KW POWER AMP \$1,750.00
- RF 110B/124 1 KW POWER AMP \$2,500.00
- RF 550 HF RECEIVER \$750.00
- SENCORE SC61 WAVFM ANALYZR \$995.00
- URC 101 VHF/UHF TRANSCEIVER . \$1,900.00
- WJ-8716 \$2,000.00
- WJ-8718 \$1,750.00
- WJ-8888-12 \$2,250.00
- WJ 9040 DUAL HF RECEIVER \$2,450.00

Electronics Now, April 1999

84

ALL PRICES IN U.S.\$

Please include telephone/fax# with mail-in orders.
Orders must be prepaid by guaranteed instrument.
Please call if you have any questions.

View our web inventory
list and give us a call!


STORE: (416) 490-8865

www.torontosurplus.com

Manuals
available
at extra
cost.


CIRCLE 263 ON FREE INFORMATION CARD

www.americanradiohistory.com




PDR-63 RADIAC METER

This portable radiac set is loaded with all kinds of extras featuring six ranges of sensitivity for both Gamma or Beta radation measurements. The 1st scale 0-1 rad/hr up to 0-5000 rad/hr. This unit comes supplied with a headset & battery charger. Req's only 4 AA Batteries.....\$149.95



HP SIGNAL GENERATOR MODEL 8647A 250kHz-1GHz

This synthesized RF generator delivers solid performance and reliability. It features a solid state attenuator perfect for millions of repeated amplitude cycles. High frequency stability and HP-IB interface make this a must for the lab. Absolutely like new. Price:.....\$4600.00



TEKTRONIX 465B OSCILLOSCOPE

Superior Quality only found in tek products is built-in to this 100 MHz dual trace scope. It features delayed timebase, Ch1/Ch2 sum or difference. Vertical deflection range 5mv-5V/div. This is an excellent general purpose oscilloscope Very good condition.....\$750.00
Tek 465 good conditon.....\$650.00
Tek 465M ruggedized military ver \$495.00
New "Avex" 100MHz scope probes \$24.00
465(?) Manual\$45.00

FIBER-OPTIC BUNDLE

This cool device is intended for piped light projects. Great for models or other kinds of applications limited only by your imagination. Features 1 input and 120 outputs

Price:\$75.00



ROCKWELL-COLLINS HF 2050 COMMERCIAL COMMUNICATIONS RECEIVER


Continuing the tradition of fine professional communications receivers designed and built by Rockwell-Collins Canada. The HF 2050 covers 14kHz-30MHz and features a built-in speaker, DSP, noise blanker, squelch, up to 100 memories, 3 speed 10Hz tuning resolution, keypad for data entry, scan, variable AGC, extensive built-in self test, and a large liquid crystal alpha-numeric display.

Price: \$3000.00 Including operation/service manual. These are fully tested and burned-in.



HEWLETT PACKARD 8568B OPT-E 096

This High Performance instrument features 3 Hz video bandwidth over the 1kHz-1.5GHz frequency range. Automatic zoom, signal track, multiple store/recall are only a few of the very powerful functions you will find coupled with a high performance synthesized LO and built-in frequency counter. Fully Checked... \$11850.00




NOVA ELECTRIC CORP. GALAXY 2KW INVERTER

We have these inverters brand new unused in the original carton. Input voltage is 22-34Vdc 140A max, output voltage is 120Vac @ 20.8A 60 Hz. These are high efficiency stepped wave inverters with logic interface.

Price: new unused.....\$925.00ea

COLLECTOR ALERT


Split bubble inclinometers made from brass are great for all kinds of applications. New in leather case +/- 60 deg. range.....\$65.00



HEWLETT PACKARD 3585A SPEC-ANALYZER

Superior performance and wide dynamic range make the HP3585A an instrument with unmatched accuracy at audio and baseband frequencies. It covers 20Hz-40MHz with 0.1Hz tuning resolution exhibiting 80db of spurious-free dynamic range. It has a resolution bandwidth of 3Hz and a rock-solid time base for unmatched frequency stability. This unit also has a built-in tracking generator, selftest on startup, markers and HP-IB interface plus full on screen readout.

Price: \$5500.00



MODIFICATION KIT Goodie box

This was a kit originally designed for military vehicles. It provided capability for backup battery use in emergencies where the primary battery was drained. It contains a Motorola rectifier MR1265FL rated at 300V @ 700 Amp capacity, plus it contains a 24v contactor, phenolic insulator and pre-terminated hookup wires hardware and other assorted hardware.

New unused in orig carton.....Price: \$75.00ea

CIRCLE 263 ON FREE INFORMATION CARD

Printed Circuits in Minutes Direct From LaserPrint!

8 1/2" x 11"
* Or Photocopy
** Use standard household iron or P-n-P Press.

Press n-Peel


1. LaserPrint*
2. Press On**
3. Peel Off
4. Etch

Use Standard Copper Clad Board
20 Shts \$30/ 40 Shts \$50/ 100 Shts \$100
Visa/MC/PO/Ck/MO \$4 S&H

Techniks Inc.
P.O. Box 463
Ringoes NJ 08551
ph. 908.788.8249 fax 908.788.8837
http://chelsea.ios.com/~techniks
Retail Dealer Inquires Invited

FRIENDLY LITTLE MICRO CONTROLLER

\$149
(single)



...packs a **MEAN** punch
a.k.a. "Steroid Stamp"

- 39 I/O + 8 A/D (10 bit) •
- 128K SRAM + 128K Flash •
- LCD/Keypad Interface •
- Fast 16 bit Motorola CPU •
- Affordable C Compiler •
- Comprehensive s/w Library •

* Intec Automation Inc. v: 250-721-5150
www.steroidmicros.com fx: 250-721-4191

Serial Video Text Display Module

NEW BOB-II superimposes up to 308 characters on NTSC/PAL video or generates video. 30-pin SIMM design, fast RS-232 serial interface, easy to use for:

- Video Inspection - NDT
- Home Automation - MATV
- Surveillance - CCTV - ATV
- Remotely Piloted Vehicles
- Gaming - Racing - Sports
- Process/Experiment Monitor
- Robotics - Electronic Signs

Very Low Cost ~ Really!

Complete Information at: www.decadenet.com

DECADE ENGINEERING

5504 ValView Dr. SE, Turner, OR 97392
Tel: 503.743.3194 - Fax: 503.743.2095

PIC Programmer Kits ^{Super Value!}

Our PIC Programmer kits of parts attach to the parallel port of a PC and contain the following: PCB, parts and Instructions. S&H: USA \$4.95, Canada \$7.95 Other \$11.95.

P16PRO PIC Programmer

• Program all 8, 18, 28 & 40 pin PICs in the 12C5xx, 14000 and 16Cxx series (except 16C54-58). • Use straight through (25 pin) cable (not supplied). • This kit uses the P16PRO shareware which is downloaded from the web and registered for \$25. • Visit www.electronics123.com for the complete list of PICs that can be programmed. • Can Program 64 pin PICs with adapter (not supplied).

PICALL PIC Programmer: As above but can also program 16C54-58. Price includes PICALL software. (need internet for latest upgrade) Price \$79.95 Order Code: CPS117

PIC 16F84 Programmer: Software supplied on disk is for 16F84 • **16F84-4MHz PIC included!** • Separate erase command • Test command to test Programmer & cable (25 pin cable is included) • Vpp (programming voltage) is under software control • Microchip data sheets on disk • Software can read, verify & load (Win95/3.x/Dos)

Code: CPS81

Toll Free 1-888-549-3749 (USA & Canada)

Call (330) 549-3726. Request a FREE catalog or visit us at: www.electronics123.com for more products. Amazon Electronics, Box 21 Columbiana OH 44408

A D A P T - 1 1 68HC11 Modules for Solderless Breadboards

- miniature 2.0" by 2.8" module
- plugs vertically into solderless breadboard for easy development
- BOOT/RUN switch for easy programming via PC serial port
- all I/O lines on dual row connector

Complete modular, prototyping system!
Expansion accessories available!

For just US\$74.95, our Starter Package (AD11SP) provides everything you need to get going fast! Now you can harness the power of the popular 68HC11 in your projects! Includes ADAPT-11 with 68HC811E2, providing 2K EEPROM (re-programmable), 8 channel 8-bit Analog-to-Digital Converter (ADC), hardware timers, counters, interrupts, Serial Peripheral Interface (SPI), Serial Communications Interface (SCI), & more! On-board RS-232 interface (cable included), 5-volt regulator, 8MHz crystal, reset circuit, and convenient program/run switch. Comes with non-commercial versions of 'HC11 Assembler, BASIC, & C, as well as handy utilities & example code. Includes Motorola 68HC11 Pocket Programming Reference Guide and manual with schematic. All you need is a PC to write & program your software, a DC power supply, and a solderless breadboard (or protoboard) to build your application circuits on for use our modular accessories!

Visa • MasterCard • American Express • Discover

TECHNOLOGICAL ARTS

309 Aragona Blvd., Suite 102, Box 418, Va. Beach, VA 23462
1644 Bayview Avenue, Box 1704, Toronto, ON M4G 3C2
voice/fax:(416) 963-8996 www.interlog.com/~techart

1 MB cache, AMD 300

3DNOW System featuring: 1/11/99

Enlight Mini Tower, VIA chipset, 100 MHz operation, 2 USB ports, 64 MB PC-100 compatible memory, 7.5 GB 7200 rpm Ultra DMA33 hard drive, 40X CD-Rom with audio button, 4 MB SGRAM AGP video card, S3 Trio 3D, 1.44 floppy, V.90/X2 PCI fax/modem, 3D sound card, full-size speaker set, 15" digital monitor, Windows 98 on CD\$936

tech-specialities, Inc.

(800)864-5391, fax: (713)307-0314

email: sales@ts.nu, web: www.ts.nu

Detailed Quote on other configurations (PII 300/450, single/dual CPU or low cost, IBM 30 MHz, 32 MB - \$699 w. monitor) by email, fax or phone. Ask for our Free Shipping option! Illustrated 32-page Catalog with latest parts, many more system options, benchmark comparisons and technical tips free!

ELECTRONIC COMPONENTS

J-Tron, an electronic components distributor serving manufacturers and hobbyists.

- Capacitors
- Resistors
- Test Meters
- Kits
- NTE Devices

Web www.j-tron.com

Visit our website & enter our contest for a test meter.

CALL TODAY!
888-595-8766

24 Hour Fax:
973-478-8708

10 Hr. Telephone Recorder \$69.95 S/H



FCC Approved

6 Hr. Tape included!

Automatically starts recording when the phone is picked up and stops when you hang up. Records both sides of the conversation!

Telephone recording controller only \$15
3 Hour Micro Telephone recorder with tape \$49

FREE CATALOG
www.mscelectronics.com

MSC Electronics

PO BOX 461 Jessup, MD 20794

(301) 497-1600

FAX (301) 497-1925



The Hack & Crack Bible on CD-ROM

Includes all Software, Documentation, Plans, and PCB Layouts!

- Unlock the secrets of:
- DSS & Smart Cards
 - Programming & Schematics
 - Cable Test Devices
 - Sony Playstation
 - Mod Chip CD Backups/Emulation
 - Backup Sega & SNES Console Cartridges
 - Sega & SNES Emulation on your PC or Mac
 - WareZ - where to find them on the Internet
 - And Much More!

Only
\$24.95

PC & Mac Compatible CD-ROM

We accept VISA • MasterCard • American Express

To order, call Worldwyde @ 1-800-773-6696

21365 Randall Street • Farmington Hills, MI 48336

Visit us on the web at www.worldwyde.com/hack

SCIENCE FAIR ELECTRONICS

One of the largest electronic kit selection

Address: 9740 CAMPO RD. #209
SPRING VALLEY, CA 91977

PHONE: (619) 668-0107
TOLL FREE 1-800-475-0349
FAX: (619) 461-6961

We Carry Electronic Kits, Robots,
Motors, Tools, Test Equipment,
batteries, etc.

To receive a **FREE CATALOG** fax or
mail your address with phone number
to the address above and you will
automatically become a member with
no extra charge.

www.jm-micro.com

PIC In-Circuit Emulator

for the PIC16Cxx from \$295

PIC Programmer \$155

80C552 (8051) Development
Training System \$235

68HC11 SBC \$120

ROMY-16 EPROM Emulator
from \$195

Universal Microprocessor
Simulator/Debugger (including
Assembler, and Disassembler)
\$100 each CPU

J&M Microtek, Inc.

83 Seaman Rd, W Orange, NJ 07052
Tel:(973)325-1892 Fax:(973)736-4567

PIC PROJECTS

Book & CD-ROM

Many PIC Projects for Beginners & Experts!
Includes Software, Documentation, and PCB Layout



Book &
CD Only
\$24.95

- LCDs
- X10 - Home Automation
- Keypads
- Serial Port Interface
- On-Screen Displays
- Robotics
- Data Logging
- Serial-Parallel
- And Many More!

PIC Programmer

Programs all PIC16C55x/6x/7x/8x/9x,
PIC 16F8x, and PIC12C devices
Optional ZIF adapters for SOIC & PLCC
Includes all necessary software.
Only \$39.95

Buy
Both for
\$59.95

We accept VISA • MasterCard • American Express

To order, call Worldwyde @ 1-800-773-6698
21365 Randall Street • Farmington Hills, MI 48336
Visit us on the web at www.worldwyde.com/pic

LASER MODULE



Auto Power Control
Collimated Laser
Compact Size
100,000 hr lifetime
No Electronics Required

Visible Laser Modules (635-670 nm)
TTL Modulated Laser Modules
Line Generator Laser Modules
Infrared Laser Modules (780-830 nm)

from
\$ 29 (US)

LASER POINTER



Focus Adjustable
Elegant Design
Solid Metal Body

Pen Style Laser Pointer (1500 ft visibility)
Key Chain Laser Pointer (1500 ft visibility)
Available in silver and black finish.

\$19.95 (US)

World Star Tech.

Ask for free catalog

Tel:(416)204 6298 Fax:(416)596 7619

<http://www.worldstartech.com> e-mail: info@worldstartech.com

CABLE TV BOXES



(WE'LL BEAT ANY PRICE!)

30 DAY TRIAL* 1YR. WRNTY. *FREE CATALOG
QTY. DISCOUNTS * DEALERS WELCOME!

1-800-538-2225

HABLAMOS ESPANOL



<http://www.tvcableboxes.com>

GLOBAL ELECTRONICS INC.

PC BOARDS

Low Cost, Precision-Made PC Boards
From Your Gerber/NC Drill Files

Put your CAD
program to
work for you!



- Milling
- Drilling
- Routing

www.pcbmilling.com

FAX: (703) 818-0071

SURVEILLANCE HIDDEN CAMERAS

DIRECT FROM MANUFACTURER—BEST PRICE IN THE MARKET



Ultra miniature hidden camera, in dome, smoke or motion
detector w/ mic. 8/16 or Color. Wide view angle. Low light
sensitivity + super sharp images. Ais video and audio out-
put. From \$159.00. Also 1/8" S/W board camera with
starts at \$79.00 USD. Wireless hidden camera, start at only
\$249.00 USD. Plus \$5.95 for S.H. Whole/Retail Welcome.
C.O.D., Check, Money Order or Visa/MC.

BOLIDE INTERNATIONAL CORPORATION

PH: (800) 355-0895 or (626) 575-8178

9660 Flair Drive #218, El Monte, CA 91731

<http://www.bolideamazingproducts.com/>

Quality Microwave TV Systems

WIRELESS CABLE • IPTS • MMDS
ATV • INTERNATIONAL - DIGITAL
Amplifiers • Antennas • Books • Components
• RF Frequency 2100-2700 MHz
• SASE For "FREE" Catalog or Send \$1

PHILLIPS-TECH ELECTRONICS

P.O. Box 13074 • Scottsdale, AZ 85267-3074

CATALOG/INFO: 602-947-7700

ORDER LINE: 800-880-MMDS

FAX LINE: 602-947-7799

WEBSITE: www.phillips-tech.com

E-MAIL: product@phillips-tech.com

Visa • MC • AmEx • Discover • C.O.D.s • Quantity Pricing

SINGERS! REMOVE VOCALS

Unlimited, Low Cost, Instantly Available
Background Music from Original Standard
Recordings! Does Everything a karaoke
does. Better and Cheaper than the
Thompson Vocal Edit.
Free Brochure & Demo tape.
LT Sound Dept EN
7988 T Parkway, Lithonia, GA 30058
Internet: <http://www.LTSound.com>
24 Hour Demo/Info Request Line (770)482-2485 • Ext 72
When You Want Something Better Than Karaoke!



Look What As Little As \$25 A Month Can Get You These Days.

Help with college degrees. Fast cars. A first home. With as little as \$25 a month,
a gift of U. S. Savings Bonds can help your kids with all kinds of future needs.

For more information, call toll free:
1-800-4US BOND.



www.savingsbonds.gov

VIDEO SYNC GENERATOR



Restores Horizontal
and Vertical
Sync Lines from
Distorted Video



Lost Sync



Restored Sync
with VSG

For Free Information Package and Pricing

Call (219) 233-3053

www.south-bend.net/rcd

R.C. Distributing, PO Box 552, South Bend, IN 46624

CABLE TV CONVERTERS

Equipment & Accessories
Wholesalers Welcome

Call C&D ELECTRONICS

1-888-615-5757 M-F 10a-6p

Cable T.V. Converters & Equipment

Lower
Prices
Dealer
Discounts
30-Day
Money back
1-year
warranty
MC, Visa,
AE, COD



No Florida Sales

www.cable4you.com

1-(800) 888-5585

PRINT YOUR OWN CIRCUITS

**TURN ANY ORDINARY PAPER
INTO A HIGH QUALITY TONER
TRANSFER.** Join over 5,000

satisfied customers

www.starletsystems.com/now/

FCC License Preparation

Electronics Tech., Avionics, Marine & Radar
HOMESTUDY—Fast, Easy & Inexpensive
Manuals, Audio, Video, PC disks, latest Q&As
Free 1-800-800-7555 "Guaranteed Pass"
See at <http://www.worldaccessnet.com>
BusinessShowcase/wpt. 4701 NE 47th St.
Vancouver, WA 98661 - WPT Publications

Start an exciting career as a Telecommunications Technician

Train at home in
your spare time for
an exciting new
career! Earn as
much as \$35,000 a
year and more
working with fiber
optics, radar and
cellular networks.



This ICS program is endorsed by the
National Association of Radio and
Telecommunications Engineers (NARTE)
and features a voucher for the NARTE
Class IV Technician Certification exam.

Mail Coupon below for **FREE** facts
or call toll free

1-800-595-5505 ext. 3030

Call Anytime — 24 hours a day, 7 days a week
<http://www.icslearn.com> AG01

YES! Please send me free information on how I can
train at home for a career as a Telecommunications
Technician. There's no obligation.

Name _____ Age _____
Street _____ Apt. # _____
City/State _____ Zip _____
Phone () _____



**International
Correspondence Schools**

A Subsidiary of Harcourt Brace & Company
Dept. ADE039S, 925 Oak Street, Scranton, PA 18515

CLASSIFIED

BUSINESS OPPORTUNITIES

Have an idea? If so, we are a national company
working with ideas, inventions, new products.
Patent services. Call 1-800-288-IDEA.

EASY WORK! EXCELLENT PAY! Assemble
Products At Home. Call Toll Free 1-800-467-5566
Ext. 5192.

\$400 Weekly Assembling electronic circuit
boards/products from home. For Free information
send SASE: Home Assembly-EN Box 216 New
Britain, CT 06050-0216.

CABLE TV

Cable TV descramblers. One-piece units.
Scientific Atlanta, Jerrold, Pioneer, and others.
Lowest prices around. **Precision Electronics,**
Houston, TX anytime. 1-888-691-4610.

CABLE DESCRAMBLING, New secret manual.
Build your own descramblers for cable and sub-
scription TV. Instructions, schematics for SSAVI,
Gated Sync, Sinewave, \$12.95, \$2 postage.
CABLETRONICS, Box 30502R, Bethesda, MD
20824.

New! Jerrold and Pioneer wireless test units \$125
each, also 75DB notch filters \$19.95 each, quan-
tity pricing available please call **KEN ERNY ELEC-
TRONICS** 24-hour order and information hot line
516-389-3536.

Cable boxes all models, all channels, lowest
prices in the United States. Open seven days a
week till midnight, Pacific Time. Call (877) 789-7337
Toll-Free.

**Free Cable Descramblers Plans. For Details
Write: Sierra Publishing,** 909 E. Yorba Linda
Blvd., Suite H-181, Dept. ENZ, Placentia, CA
92870.

Unmodified Zeniths 5010's \$17, Tocom 5507 \$79,
Pioneer 6310 \$85, 6110 \$65, 5135 \$35, SA 8590
\$75, 8 button replaces 8610X, Lot Price 1-800-
500-9825.

Pay TV & Satellite descrambling 1999 Edition. All
the latest cable and satellite fixes \$16.95.
Complete Pay TV series (282 pages) \$59.95.
Hacking satellite systems video \$29.95.
Scrambling News subscription with web access
\$34.95. Everything listed above \$99.95. Free cat-
alog. **Scrambling News,** 4798 South Florida Ave.,
Lakeland, FL 33813. 941-646-2564. C.O.D.'s are
O.K. Add \$6.00.

**Descramblers, Converters, Activators, Rft's,
Fig's, Bullet Snoopers, All Options Explained,
Best Prices, Services, 2yr. Warranty, Free
Catalog 1-800-854-1674 www.resource-
leader.com/aapc**

Have a beeping or chirping sound with scrambled
video on channels. We can help. Professional
quality positive notch filters, \$16.00 ea. Discounts
on 5 or more. 100 for \$7.00 ea. Fast courteous
service. Visa, Mastercard and Discover. Visit our
Website at www.gofilters.com. Call 1-800-684-
0527.

NEW! Cellphone E.S.N. readers \$250 each, cell phone
programmers \$175 each, cell phones \$25 each, DSS satel-
lite dish card readers and programmers \$125 each, credit
card readers \$250 each, Cable T.V. notch filters **50 cents**
each, converter boxes \$50 each, magnetic strip card read-
ers for ATM machines, bank cards, drivers license, and all
types of data acquisitions all under \$200 each. You pay
these super low prices when you deal directly with the man-
ufacturers. When you order "Direct Connection" a 150 page
directory published by Ed Treki Publications, you will
receive the largest collection of names, addresses, and
phone numbers of all the leading American and
International manufacturers of these products never before
available. Stop paying second, third and fourth hand prices
and deal directly with the source!!! Order your copy of
"Direct Connection" today for only \$59.95 plus \$5 ship-
ping. All orders are sent C.O.D. Please call Ed Treki
Publications 24 hour order hot line 914-544-2829.

CB-SCANNERS

CB Radio Modifications! Frequencies, kits, high-
performance accessories, books, plans, repairs,
amps, 10-Meter conversions. The best price since
1976! Catalog \$3.00. **CBCI** Box 1898 EN,
Monterey, CA 93942. www.cbciintl.com

CB Trick Books, three books 1, 2 and 3. Each
book \$19.95 each. Repairs, tune ups, and ampli-
fiers. Send money order to **Medicine Man CB PO**
Box 37, Clarksville, AR 72830.

COMPUTER HARDWARE

New computers and parts at wholesale prices,
www.Techass.com Toll Free 1-877-Tec-hass. We
ship all parts and computers 1-877-832-4277.

ROBOT Module. Abundant outputs, inputs, coun-
ters, compass, analog. Infinite configuration
\$299.00. Free catalog **WINDesign,** Box 138,
Boston, NY 14025.

EDUCATION

Learn Electronics. Home Study. Outstanding
Careers. Free Literature. **P.C.D.I.,** Atlanta, Georgia.
Call 800-362-7070. Dept. ELE342.

PLANS-KITS-SCHEMATICS

ELECTRONIC PROJECT KITS: 49 McMichael
St., Kingston, ON., K7M 1M8. \$3.00 catalog.
www.qkits.com. **QUALITY KITS**

CATALOG: Broadcasting/micro transmitters,
amplifiers, antennas. **Start your own radio sta-
tion books.** Audio, TV, Ham, CB, Surveillance,
Science projects and more. **www.panaxis.com**
PAN-COM Int'l, PO Box 130-4, Paradise, CA
95967

**We make circuit boards from your xeroxed
magazine or hand drawn artwork.** 3"x4" \$21.00,
4"x6" \$25.00, 6"x6" \$27.00. Free component hole
drilling. Free shipping. Send check or money order to:
T.L. Peterson, 4350 Diamondback, Las
Cruces, N.M. 88011

Awesome Kits: Voice Changers, Levitators,
Lasers, Solar Robots and more! Catalog \$1.00.
LNS Technologies, PO Box 67243, Scotts Valley,
CA 95067 www.ccnnet.com/~1nstech

SATELLITE EQUIPMENT

SKYVISION! Your Satellite Home Entertainment
Source. **Best values:** DBS and C/Ku-band
equipment, including 4DTV. Most complete se-
lection! Parts-Tools-Upgrades-Accessories! **Free**
Discount Buyer's Guide. Call 800-543-3025.
International 218-739-5231. www.skyvision.com.

DSS Hacking: How to construct and program
smart cards, with pic 16C84, PCB layout,
Complete DSS system schematics, \$16.95.
Software \$25.00. **CABLETRONICS,** Box 30502R,
Bethesda, MD 20824.

Free catalog-satellite TV/GPS-DIY Technical
Books, Installation Videos, Computer Analysis
Software www.baylin.com 800-483-2423.

DSS Test card. Authorizes all channels for infor-
mation, plus free bonus. Call toll free 1-888-416-
7296.

VIDEOCYpher II descrambling manual
Schematics, video and audio. Explains DES,
EPROM, CloneMaster, Pay-per-view, \$16.95, \$2
postage. Schematics for Videocypher II Plus, \$20.
Schematics for Videocypher II 032, \$15. Software
to copy and alter EPROM codes, \$25. VCI Plus
EPROM, binary and source code, \$30.
CABLETRONICS, Box 30502R, Bethesda, MD
20824.

BUY BONDS

TEST EQUIPMENT

Large assortment of used test equipment for sale. Request catalog or visit our website. **Stevenson Equipment Company** 609-888-2846 Fax: 609-888-2847 <http://www.stevensonlabs.com>

BEST BY MAIL

Rates: Write National, Box 5, Sarasota, FL 34230

"ANARCHIST COOKBOOK" AVAILABLE AGAIN! Complete Uncensored Edition. \$25, delivered. Barricade Books, Box 1401-K, Secaucus, NJ 07096.

\$3,000 WEEKLY! Mailing 400 brochures AT HOME! Guaranteed. FREE postage, supplies. Rush Self-Addressed Stamped Envelope: F.S.I., 60 East Chestnut, Suite #300-(ELE), Chicago, IL 60611.

ELECTRONIC GAMES

BP69—A number of interesting electronic game projects using IC's are presented. Includes 19 different projects ranging from a simple coin flipper, to a competitive reaction game, to electronic roulette, a combination lock game, a game timer and more. To order BP69 send \$4.99 clearance (includes s&h) in the US and Canada to **Electronic Technology Today Inc., P.O. Box 240, Massapequa Park, NY 11762-0240**. US funds only. Use US bank check or International Money Order. Allow 6-8 weeks for delivery. MA07



POPTRONIX®

Online Edition

We're on the web **FREE**

<http://www.poptronix.com>

ELECTRONIC SECURITY DEVICES

A great book for project builders. It is quite common to associate the term "Security Devices" with burglar alarms of various types. However in fact it can refer to any piece of equipment that helps to protect people or property. The text is divided into three basic sections: Chapter 1 covers switch-activated burglar alarms and includes exit and entry delays. Chapter 2 discusses other types of burglar alarms and includes Infra-Red, Ultrasonic and Doppler-Shift Systems. Chapter 3 covers other types of security devices such as Smoke and Gas Detectors; Water, Temperature and Baby Alarms; Doorphones, etc. Most circuits are simple, and stripboard layouts are provided.

Electronic Security Devices

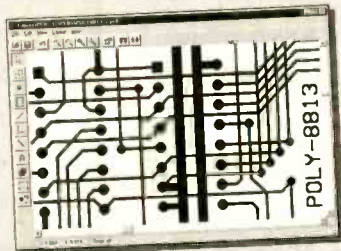


To order Book BP56 and send \$5.99 includes shipping and handling in the U.S. and Canada only to **Electronic Technology Today Inc., P.O. Box 240, Massapequa Park, NY 11762-0240**. Payment in U.S. funds by U.S. Bank check or International Money Order. Please allow 6-8 weeks for delivery.

PCB LAYOUT


Software For Win95 - **FREE**

- 1 Download our board layout software
- 2 Design your 2 sided plated-through PCB
- 3 Send us your layout over the Internet
- 4 In 2-3 business days, UPS delivers your boards, often under \$100



www.expresspcb.com

Low Cost PICmicro Tools



EPIC Pocket PIC Programmer - \$59.95

✦ Programs PIC12C50x, 67x, 16C55x, 6x, 7x, 8x

PICProto Boards - \$8.95 to \$17.95

PicBasic Compiler - \$99.95

new! PicBasic Pro Compiler - \$249.95

BASIC makes it easy for you to program the fast and powerful Microchip PIC microcontrollers.

- ✦ Expanded BS1/2 compatible instruction set
- ✦ True compiler provides faster program execution and longer programs than BASIC interpreters

microEngineering Labs, Inc.

Box 7532 Colorado Springs CO 80933

(719) 520-5323 fax (719) 520-1867

<http://www.melabs.com>

3 Axis Motion Control System Complete, ready to run

\$ 255.50 + 12.00 S/H

Build or adapt CNC mills, CNC routers, Robots, Etc. Includes: 3 Stepping motors (70 oz/in 200 steps/rev). External board (connects to parallel port of a PC). Power supply. Cables. Manual and the MAXNC drive software, with linear, circular and helical interpolation, acceleration deceleration, full contouring, 'G' code programming, screen plot, code generation from CAD (CAM), and more.

For more information, phone or write to:

MAXNC


6730 West Chicago

Suites 2 & 3

Chandler, AZ 85226

Ph (602) 940-9414

Fax (602) 940-2384



BUGGED??

EAVESDROPPING is unbelievably widespread! Electronic Devices with amazing capabilities can be monitoring your telephone and room conversations **RIGHT NOW!** Are you sure you're safe? **FREE CATALOG** tells you fast! Includes Free Bonus details on fantastic opportunities now open in Counter-Surveillance field. Exciting, immensely interesting and **EXTREMELY** profitable (up to \$250 hr) full/part-time income. Call Now! **1-800-732-5000**

Locate Bad Caps Fast

IN-CIRCUIT!!

Lower Costly Service Time
Reduce Costly Callbacks
Tame "TOUGH DOGS" in Minutes

INSIST on the ORIGINAL Capacitor™

WIZARD

IN-CIRCUIT ESR METER

Large, easy to read analog meter makes for the fastest, most accurate testing available! Unique "Cap GOOD" beeper makes testing caps in Circuit **virtually INSTANTANEOUS!!** Needle sharp **GOLD PLATED** stainless steel probes provide **FAST** and **POSITIVE** connection to both **AXIAL** and **RADIAL** caps.



Technicians say the Capacitor Wizard is "the most cost effective instrument on their workbench!"

ONLY \$179.95

800-394-1984

For More Information goto

www.heinc.com/ieinc/cwinfo.htm

30 DAY MONEY BACK GUARANTEE
Order today! You Can't Lose!!!

Made in the USA!

UL LISTED
US MEASURING EQUIPMENT 201M



Howard Electronic Instruments, Inc.

6222 N. Oliver, Kechi, KS 67067

316-744-1993 International

316-744-1994 Fax

Email: sales@heinc.com



ADVERTISING INDEX

Electronics Now does not assume any responsibility for errors that may appear in the index below.

Free Information Number	Page	Free Information Number	Page
— Abacom Technology	68	— Jameco.....	CV3
— ABC Electronics	60	— James Electronics	60
— AES	80	— KNS Instruments	78
214 All Electronics	77	— Lynxmotion	74
— Allison Technology.....	74	— M ² L Electronics.....	78
— Amazon Electronics.....	86	325 Mark V Electronics	68
270 American Eagle Publications	74	327 MCM Electronics	67
— Andromeda Research.....	80	304 Merrimack Valley Systems	80
— Arrow Technologies.....	60	133 MicroCode Engineering	CV2
314 Basic Electrical Supply	66	— microEngineering Labs.....	89
— Brand Electronics.....	76	— Modern Electronics	78
— Bsoft Software, Inc.....	82	318 Mouser Electronics.....	60
322 C&S Sales, Inc.	62	— MSC Electronics	86
— Cable USA.....	78	— Netcom.....	71
— Circuit Specialists.....	68	— NRI Schools.....	19
— CLAGGK, Inc.	9, 14, 37	262 Parts Express Inc.....	73
— Cleveland Inst. of Electronics.....	47	— Pioneer Hill Software	82
— Command Productions	66	222 Polaris Industries.....	57
226 Consumertronics.....	58	315 Prairie Digital	71
— Decade Engineering.....	86	— Price Wheeler.....	70
— EDE - Spy Outlet.....	78	264 Print (Pace)	65
323 Electronix Express.....	58	266 Ramsey Electronics	75
— Electronic Tech. Today.....	6, 33, 50	283 Resources Unlimited.....	59
— Emac Inc.....	66	— Science Fair Electronics	87
— Engineering Express.....	89	— Sil Walker.....	70
335 Foley-Belsaw	79	— Square 1 Electronics.....	71
— General Device Instruments.....	82	— Tech-Specialties.....	86
— Grantham Col. of Engineering	4	— Techniks.....	86
— Home Automation	82	— Technological Arts	86
— Howard Electronics.....	89	312 Telulex.....	76
331 Howard Electronics	61	333 Test Equipment Depot.....	72
— ICS	88	217 Test Equipment Sales	72
— Information Unlimited.....	64	275 Timeline	64
— Intec Automation	86	263 Toronto Surplus & Scientific.....	84
138 Interactive Image Technologies CV4		— U.S. Cyberlab.....	76
319 IVEX Design	81	282 Velleman	69
— J&M Microtek, Inc.....	87	— World Star Technologies.....	87
— J-Tron Inc.....	86	— Worldwyde.....	86, 87

ADVERTISING SALES OFFICES

Gernsback Publications, Inc.
500 Bi-County Blvd.
Farmingdale, NY 11735-3931
Tel. 516-293-3000
Fax: 516-293-3115

Larry Steckler
 Publisher (ext. 201)
 e-mail: advertising@gernsback.com

Adria Coren
 Vice-President (ext. 208)

Ken Coren
 Vice-President (ext. 267)

Christina Estrada
 Assistant to the Publisher (ext. 209)

Marie Falcon
 Advertising Director (ext. 206)

Adria Coren
 Credit Manager (ext. 208)

For Advertising ONLY

EAST/SOUTHEAST

Megan Mitchell
 9072 Lawton Pine Avenue
 Las Vegas, NV 89129-7044
 Tel. 702-240-0184
 Fax: 702-838-6924
 email: mmitchell@gernsback.com

MIDWEST/Texas/Arkansas/Okla.

Ralph Bergen
 One Northfield Plaza, Suite 300
 Northfield, IL 60093-1214
 Tel. 847-559-0555
 Fax: 847-559-0562
 email: bergenrj@aol.com

PACIFIC COAST

Anita Bartman
 Hutch Looney & Associates, Inc.
 6310 San Vicente Blvd., Suite 360
 Los Angeles, CA 90048-5426
 Tel. 323-931-3444 (ext. 227)
 Fax: 323-931-7309
 email: anita@hlooney.com

Electronic Shopper

Joe Shere
 National Representative
 P.O. Box 169
 Idyllwild, CA 92549-0169
 Tel. 909-659-9743
 Fax: 909-659-2469
 email: joe@greencafe.com

Megan Mitchell

National Representative
 9072 Lawton Pine Avenue
 Las Vegas, NV 89129-7044
 Tel. 702-240-0184
 Fax: 702-838-6924
 email: mmitchell@gernsback.com

Customer Service

1-800-999-7139
 7:00 AM - 6:00 PM M-F MST

JAMECO Electronics

**Amazing Solutions
Incredible Prices
Unbeatable Support**

Mention VIP# 4R9
and receive


FREE SHIPPING*

* some restrictions apply
please call for details

- Same-day shipping
- 24-hour toll free ordering
- Technical support
- New products added quarterly
- On-site warehousing
- 99.7% availability
- Competitive price matching
- Gigantic FTP site



Knowledgeable staff



Easy to use Web-site



Visit us on the WEB at

<http://www.jameco.com>

Jameco is proud to provide products from the following manufacturers

3M	Clarostat	Hewlett Packard	Matrix Orbital	Parallax	Tripplett
Aastra	Computerboards	Hottek	Maxim	Philips	Tripp Lite
Addonics	Crescent	Hsiang Motor	Mean Well	Phoebe	UVP
Advantech	Crossbow	Intel	Metex	Pomona	VCC
Alpec	Cynx	ISD	Micro Code Engineering	Power Leap	Vector
AMD	Dallas Semiconductor	Isocom	Micro Data	Precision Navigation	Velleman
Apple	Data I/O	Ivex	Micro House	Primax	WAHL
Aries Electronics	Datak	JKL	Microchip	Protek	Wavetek
Aristo	Dataman	Kester	MicroMint	Qtronix	Weller
ART	Dolphin Peripherals	Kynar	Molex	Senix	Xcelite
BelMerit	E-Lab	Leap	Motorola	Shaxon	XYTronic
Benwin	Excel Cell Electronics	Ledtech	OK Industries, Inc.	Skynet	Yageo
BK Precision	Extech	LG Precision (Goldstar)	OWI	SL Waber	
Bomar	Fluke	LMB Heeger	OST	Teccor	
BTR Robotics	Forefront	Logical Devices	Paladin	Tech Spray	
Cebek	Hanlong	Macally	Panavise	Teatronix	

Call Now for a FREE catalog 1-800-831-4242

Integrated
Circuits



Wall
Transformers



Fans



Power
Supplies




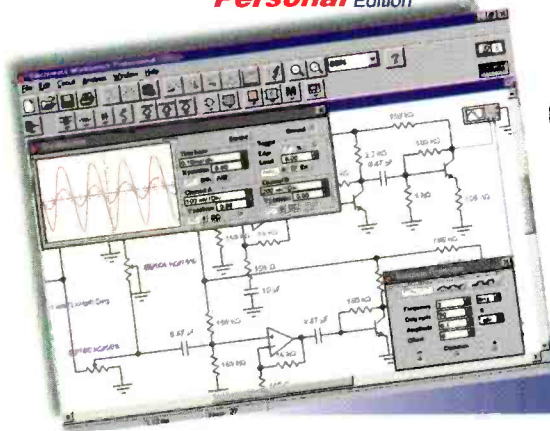
Test
Equipment



Computer
Products

THE WORLD'S MOST POPULAR
DESIGN TOOL CHOSEN BY OVER
100,000 USERS!

Electronics Workbench[®] Personal Edition




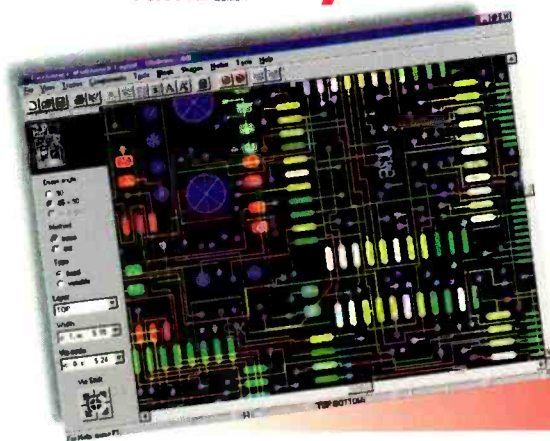
TRUE MIXED ANALOG/DIGITAL
FULLY INTERACTIVE SIMULATION
PRO SCHEMATIC EDITOR
6 VIRTUAL INSTRUMENTS
ON SCREEN GRAPHS
OVER 4,000 MODELS
8 POWERFUL ANALYSES
FREE TECHNICAL SUPPORT

\$299

**Full-featured schematic capture
and SPICE circuit simulation!**

The world's most popular circuit design tool that sets the standard for powerful, insightful SPICE simulation. Create professional looking schematics and then with the flick of a switch, display simulated waveforms live on a suite of virtual instruments. Includes 15 powerful analyses and a library of over 4,000 robust component models.

Electronics Workbench[®] *Layout* Personal Edition




AUTOROUTING
REROUTE WHILE MOVE
32 ROUTING LAYERS
50" X 50" BOARD SIZE
OVER 3,500 LIBRARY SHAPES
EXTENSIVE OUTPUT
REAL TIME DESIGN RULE CHECK
DENSITY HISTOGRAMS
FREE TECHNICAL SUPPORT

\$299

**Power-packed PCB layout with
autorouting and real-time DRC!**

EWB Layout is a powerful board layout package for producing high-quality, multi-layer printed circuit boards. Offering tight integration with our schematic capture program, EWB Layout is the best way to quickly produce well-designed boards.



BUY BOTH AND SAVE! ~~\$598~~ \$548

CALL FOR INFORMATION
AND PRICING ON OUR
PROFESSIONAL EDITION.

800.263.5552

30-DAY MONEY-BACK GUARANTEE

Fax: 416-977-1818

E-mail: ewb@interactiv.com



For a free demo, visit our website at www.electronicworkbench.com

CIRCLE 138 ON FREE INFORMATION CARD